



Office Furniture

BUYERS GUIDE



 **STORLIE**
Furniture Group Ltd

952-920-8303 | [harmonycollection.furniture](https://www.harmonycollection.furniture)



Add a Pop of Color to Your Office

Bold, Colorful, Comfortable. Along with ergonomic comfort and style, the CoolMesh Pro seating line from Performance features a great palette of seat color options. So, step away from the ordinary and add a bold splash of color to your workspace!



TABLE OF CONTENTS

Dear Customer

We offer the best quality of office furniture available in today's market. From contemporary to traditional, functional to luxurious, we've got the answer to all your furnishing needs, no matter what your budget will allow. What's more, we've made our catalog easy to use. On each page, you'll find exactly what we have

in stock and the corresponding fabrics and finish. And if you see something you like, but want it in a different size, color or finish, just give us a call and we'll be glad to order it for you. We appreciate your interest, and look forward to helping you make your office everything you want it to be.



Casegoods: Classic 2 - 15, 40, 41



Casegoods: Elements 16-25, 41



Casegoods: Encore & Signature 26 - 35, 40, 41



Electric Height Tables 37 - 40



Desk Mounted Panels 42 - 45



Panel Systems 46



Tables & Presentation 47 - 60



Seating: Reception 62 - 67



Seating 68 - 88



Files & Storage 7, 61



Accessories 13, 36



We strongly support recycling efforts.
Please recycle this catalog. This catalog is printed using vegetable based inks.



All Performance Laminate products and most seating lines are built from environmentally friendly materials which meet or exceed California's 2010 environmental guidelines.

List prices are effective at time of publication and are subject to change without notice. Not responsible for printing or typographical errors. Fabrics and finishes shown are representations and due to printing process, may not be exact.



RICH IN STYLING and superior in construction, the Performance Laminate Series offers an intelligent solution to any workstation need. Available in a wide range of components and sizes, it can be easily pieced together to create the configuration that best suits your needs. Attention to detail in design, quality of hardware, and use of premium grade laminate work surfaces ensure years of trouble free use.

PL189, PL197, PL143, PL1440H, PL166, PL112, PL152, PL44SGD(2), PL52GLDRSI, PL118 List \$4914

FEATURES

- 3 mil PVC Tough Edge on all exposed edges
- Choice of 6 laminate finishes
- Top quality Steel Ball Bearing Drawer Slides
- Metal connections for increased durability
- Flared drawer pulls for an enhanced look
- Core removable locks, grommets and leveling glides included

Available Finishes



Workstation Shown: PL133L/R, PL195, PL182L/R, PL166, PL1440H, PL44SGD,GBM1769WHITE List \$3157

Edge Detail



3 mil PVC Tough Edge

Hutch Options



See Pages 8-9

Handle Options



Black – standard on Cherry, Aspen and Mahogany. Optional on all other finishes. PLPULL-HL128BLK List \$16 each



Nickel – standard on Espresso, Modern Walnut and Newport Gray. Optional on all other finishes. PLPULL-HL128NI List \$16 each



Silver Square Drawer Pulls Optional on all finishes PLPULL-RSI List \$19 each



Black Square Drawer Pulls Optional on all finishes PLPULL-RBK List \$19 each



Workstation Shown:
PL131, PL193, PL181L/R,
PL107, PL1400H, PL40LD,
PL117VISC List \$2342

Available Finishes



Workstation Shown:
PL133L/R, PL193, PL105, PL114,
PL1440H, PL44SGD, PL118
List \$3325



Workstation Shown:
PL177L/R, PL193, PL143,
PL166, PL1440H, PL118,
EZ0036 List \$2881



Workstation Shown:
PL101, PL197, PL143, PL166
List \$1723



Workstation Shown:
PL177L/R, PL193, PL143, PL166, PL1440H,
PL44SGD(2), PL118, PL112, EZ0036
List \$4129



Workstation Shown: PL133L/R, PL192, PL166, PL2080H, PL44SGD List \$2207

FEATURES

- 3 mil PVC Tough Edge on all exposed edges
- Choice of 6 laminate finishes
- Top quality Steel Ball Bearing Drawer Slides
- Metal connections for increased durability
- Flared drawer pulls for an enhanced look
- Core removable locks, grommets and leveling glides included

Available Finishes



Workstation Shown:
PL131, PL192, PL166
List \$1233



Workstation Shown:
PL177L/R, PL192,
PL166 List \$1594



Workstation Shown:
PL106, PL196, PL166
List \$1357



Workstation Shown: PL182L/R, PL192, PL166, PL1440H, PL44LD, PL118, PL207 List \$3380

Workstation Shown:
PL182L/R, PL192, PL107(2)
List \$1546



Workstation Shown:
PL178L/R, PL179, PL166
List \$1585



Workstation Shown: PL134(2), PL196(4), PL166(2), PLT3060, PLTRB23BRU, PLT60MS List \$4227

Many other sizes, configurations and finishes are available. Contact your sales representative for details.



Workstation Shown: PL143, PL114, PL207, PL1440H, PL44SGD, GBM1769 List \$3596



Workstation Shown:
PL104, PL107 List \$772



Workstation Shown:
PL101, PL166, PL175 List \$1517



Workstation Shown:
PL102, PL107(2) List \$1194



Workstation Shown:
PL102, PL145, PL107(2)
List \$1511



Workstation Shown:
PL101, PL145, PL107
List \$1180



Workstation Shown:
PL101, PL145, PL166, PL175
List \$1834

FEATURES

- 3 mil PVC Tough Edge on all exposed edges
- Choice of 6 laminate finishes
- Top quality Steel Ball Bearing Drawer Slides
- Metal connections for increased durability
- Flared drawer pulls for an enhanced look
- Core removable locks, grommets and leveling glides included

Edge Detail



3 mil PVC Tough Edge



Top Quality Drawer Slides

STORAGE SOLUTIONS



71" High Bookcase
Model No. PL156
4 Adjustable Shelves,
1 Fixed Shelf
32"W x 14"D x 71"H
List \$504

48" High Bookcase
Model No. PL155
3 Adjustable Shelves
32"W x 14"D x 48"H
List \$362

30" High Bookcase
Model No. PL154
1 Adjustable Shelf
32"W x 14"D x 30"H
List \$248



PL156, PLBCDK List \$663




PL150, PL150/51SGD
List \$1095



PL207 List \$1287

Available Finishes



PL184 List \$2190



PL152, PL152SGD List \$1168



PL152 List \$709



PL151 List \$1015



PL112/PL152/PL152SGD
PL-PULLHLNI(2) List \$2018



PL152, PL112 List \$1543



PL153, PL112 List \$1216



PL114 List \$834



PL112 List \$834



PL113 List \$576



PL113/PL113SGD List \$839

Choose a Hutch That Fits Your Needs!



Open Hutch
 15"D x 36"H
 PL1440H - 71"W List \$541
 PL1400H - 66"W List \$521
 PL1410H - 60"W List \$510

Shown with optional magnetic glass board



Hutch With 2 Silver Frame Glass Doors - 15"D x 36"H
 PL1440H/PL44SGD - 71"W List \$748
 PL1400H/PL40SGD - 66"W List \$728
 PL1410H/PL41SGD - 60"W List \$717

Shown with optional Charcoal tackboard



Hutch With 2 Laminate Doors
 15"D x 36"H
 PL1440H/PL44LD - 71"W List \$596
 PL1400H/PL40LD - 66"W List \$576
 PL1410H/PL41LD - 60"W List \$565

Shown with optional Visconti tackboard



Hutch With 4 Silver Frame Glass Doors 15"D x 36"H
 PL1440H/PL44SGD(2) - 71"W List \$955
 PL1400H/PL40SGD(2) - 66"W List \$935
 PL1410H/PL41SGD(2) - 60"W List \$924

Shown with optional Charcoal tackboard



Hutch With 4 Laminate Doors
 15"D x 36"H
 PL1440H/PL44LD(2) - 71"W List \$651
 PL1400H/PL40LD(2) - 66"W List \$631
 PL1410H/PL41LD(2) - 60"W List \$620

Shown with optional Charcoal tackboard



Hutch with 2 Silver Frame Sliding Doors
 15"D x 36"H x 71"W
 PL1440H/44RAILSI/44SLIDESGD List \$858

Shown with optional Charcoal tackboard

Available Finishes



Tackboard Options



Charcoal Fabric



Visconti Fabric

Tackboard - Charcoal Fabric
 PL115GREY 16.5"H X 58"W Fits PL141 List \$150
 PL116GREY 16.5"H X 45.5"W Fits PL125 List \$149
 PL117GREY 16.5"H X 64"W Fits PL140 List \$154
 PL118GREY 16.5"H X 68.5"W Fits PL144 List \$167

Tackboard - Visconti Fabric
 PL115VISC 16.5"H X 58"W Fits PL141 List \$165
 PL116VISC 16.5"H X 45.5"W Fits PL125 List \$163
 PL117VISC 16.5"H X 64"W Fits PL140 List \$170
 PL118VISC 16.5"H X 68.5"W Fits PL144 List \$188



Hutch with 4 Silver Frame Sliding Doors
 15"D x 36"H x 71"W
 PL1440H/44RAILSI/44SLIDESGD(2) List \$1067

Shown with optional Charcoal tackboard

Wall Mounted Storage



A. Wall Mounted Storage without Doors
15"D x 17"H x 36"W
PL2080H
List \$385



B. Wall Mounted Storage with 2 Silver Frame Sliding Glass Doors
15"D x 17"H x 36"W
PL2080H, PL08RAILSI,
PL44SLIDESGD
List \$664



C. Wall Mounted Storage with 2 Laminate Doors
15"D x 17"H x 36"W
PL2080H/PL44LD
List \$440



D. Wall Mounted Storage with 2 Silver Frame Glass Doors
15"D x 17"H x 36"W
PL2080H/PL44SGD
List \$592



E. Wall Mounted Storage without Doors
15"D x 17"H x 71"W
PL20440H
List \$641



F. Wall Mounted Storage with 2 Silver Frame Glass Doors
15"D x 17"H x 71"W
PL20440H/PL44SGD
List \$848



G. Wall Mounted Storage with 2 Laminate Doors
15"D x 17"H x 71"W
PL20440H/PL44LD
List \$696



H. Wall Mounted Storage with 4 Silver Frame Glass Doors
15"D x 17"H x 71"W
PL20440H/PL44SGD(2)
List \$1055



I. Wall Mounted Storage with 4 Laminate Doors
15"D x 17"H x 71"W
PL20440H/PL44LD(2)
List \$751



J. Wall Mounted Storage with 2 Silver Frame Sliding Glass Doors
15"D x 17"H x 71"W
PL20440H/PL44RAILSI/
PL44SLIDESGD
List \$958

Available Finishes



K. Wall Mounted Storage with 4 Silver Frame Sliding Glass Doors
15"D x 17"H x 71"W
PL20440H/PL44RAILSI/
PL44SLIDESGD(2)
List \$1167

LED Task Lights For Hutch



Model No. PLEDBUDTL24 - 24"W List \$159
Model No. PLEDBUDTL48 - 48"W List \$207

Glass Dry Erase Boards



Model No. GBM1769WHITE 17" x 69"
Fits inside a PL144 Hutch List \$275
(see page 47)

Hutch Doors with Lock



For PL1440H Hutch only
PL44LDLOCK List \$132



Workstation Shown: PL134(2), PL145(2), PL188, PL112, PL166, PBP12(12), PB2SILV1230ACRY, PB2SILV1242ACRY(4), PB2SILV1248ACRY(2), PBTR42, PBTR48 List \$6156

Reception Solutions



Workstation Shown: PL182L/R, PL192, PL166, PB-P12(3), PB2-BLK1271ACRYL(2), PB-TC71R, PB-TC71L List \$2705



Workstation Shown: PL169NTT, PL169TT, PL180, PL107 List \$1550



Optional Glass Transaction Top with Risers

Workstation Shown: PL169NTT, PL169TTGLASS, PL180, PL166 List \$2044



Optional Desk Riser

Workstation Shown: PL169NTT, PL169TT, PL169RISERBRU, PL107(2) List \$1607



Workstation Shown: PL182R, PL182L, PL166(2), PL192(2), PBTC36R(2), PBTC36L(2), PBTR36(4), PB2BLK1236ACRYL(8), PBP12(14), PL183(4), PLPULL-RBK(18), PL2080H(4), PL44LD(4) List \$16,272

FEATURES

- 3 mil PVC Tough Edge on all exposed edges
- Choice of 6 laminate finishes
- Top quality Steel Ball Bearing Drawer Slides
- Metal connections for increased durability
- Flared drawer pulls for an enhanced look
- Core removable locks, grommets and leveling glides included

Available Finishes



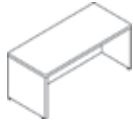
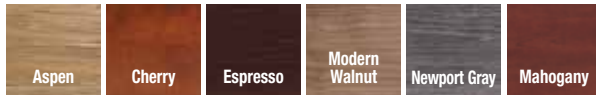
Workstation Shown: PL169NTT, PL180, PL169DELTT, PL166 List \$2032



Deluxe Transaction
Top Organizer:
PL169DELTT
12"D x 27.5"H x 59"W
Available in White only.
List \$475

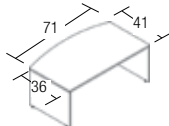


Available Finishes



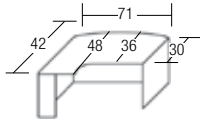
Desk Shell

PL101	71"W x 36"D	List \$501
PL105	71"W x 30"D	List \$501
PL102	66"W x 30"D	List \$470
PL103	60"W x 30"D	List \$428
PL121	48"W x 30"D	List \$413
PL104	48"W x 24"D	List \$410



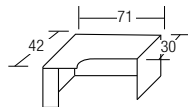
Bow Front Desk Shell

PL189	71"W x 36/41D	List \$568
PL187	66"W x 30/36D	List \$563



Bow Front w/Corner Ext.

PL177	L (shown) or R	
71"W x 30"/36"/48"/42"D		List \$834



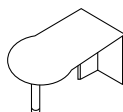
Desk Shell w/Corner Ext.

PL178	L (shown) or R	
71"W x 30"x 42"D		List \$834



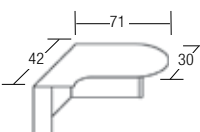
Bullet

PL131/MS720	66"W x 30"D	List \$473
Black leg standard on Cherry, Aspen and Mahogany. Silver leg standard on Espresso, Newport Gray & Modern Walnut.		



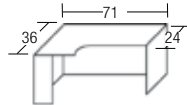
Conference Bullet

PL106/MS720	71"W x 36"/30"D	List \$536
Black leg standard on Cherry, Aspen and Mahogany. Silver leg standard on Espresso, Newport Gray and Modern Walnut.		



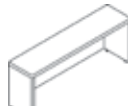
Bullet w/ Corner Ext.

PL133L/MS725	(shown) or R	
71"W x 30"/42"D		List \$855
Black leg standard on Cherry, Aspen and Mahogany. Silver leg standard on Espresso, Newport Gray and Modern Walnut.		



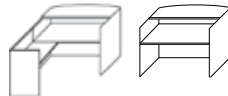
Credenza w/Corner Ext.

PL181	L (shown) or R	
66"W x 24/36"D		List \$541
PL182	L (shown) or R	
71"W x 24/36"D		List \$570



Credenza Shell

PL143	71"W x 24"D	List \$452
PL111	66"W x 24"D	List \$437
PL129	60"W x 24"D	List \$424
PL142	half leg	List \$90



Reception Desk Shell

Without transaction top		
PL169NTT	71"W x 30"D x 42"H	List \$660

Transaction Top

Use with or without risers		
PL169TT	71"W	List \$139

Glass Transaction Top with Risers

PL169TTGLASS	71"W	List \$487
--------------	------	------------

Transaction Top Riser

Brushed aluminum riser set		
PL169RISERBRU		List \$84

Reception Return - Reversible

PL180	42"W x 24"D x 42"H	List \$389
-------	--------------------	------------

Deluxe Transaction Top Organizer

PL169DELTT		List \$475
------------	--	------------



Bridge

PL170	48"W x 24"D	List \$265
PL197	42"W x 24"D	List \$262
PL193	35"W x 24"D	List \$220
PL188	30"W x 24"D	List \$212
PL195	24"W x 24"D	List \$201



Return - Reversible

PL145	48"W x 24"D	List \$317
PL196	42"W x 24"D	List \$313
PL192	35"W x 24"D	List \$252
PL179	30"W x 24"D	List \$243
PL194	24"W x 24"D	List \$243



Corner Desk Shell

PL134	42"W x 24"D	List \$563
-------	-------------	------------



Hanging Pedestal - 3/4 (15"W)

Unfinished Top		
PL107	Box / File 22"D	List \$362

Deluxe Pedestal - Full (15 1/2"W)

Unfinished Top		
PL166	2 Box / File 22"D	List \$508
PL175	File / File 22"D	List \$508

Under Shelf Mount Open Filing

Unfinished Top		
PL1066	15 1/2"W x 22"D x 11 1/2"H	List \$221

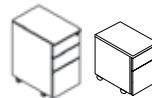


Pedestal Top

PL66T	22 1/2"D x 16"W	
for PL166,175 or 1066 List \$63		

Cabinet Top

PL110	71"W x 22"D	List \$201
Sits on top of (2) PL112 creating a Double Lateral File Credenza		



Mobile Pedestal 15 1/2"W x 28 1/4"H

PL148	2 Box / File 22"D	List \$621
PL149	2 File 22"D	List \$621

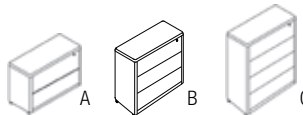
Mobile Pedestal 16"W x 20 1/2"H

PL1007	Box/File 22"D	List \$452
CUSH1522	Visconti Cushion for PL1007	List \$132
(See page 23 for additional cushion colors)		



Combo Lateral File

With Removable Top		
PL114	Box / Box / File w/1 Lat. 31"W x 22"D x 29"H	List \$834



A. 2-Drawer Lateral File 29"H

With Removable Top		
PL112	36"W x 22"D	List \$834

B. 3-Drawer Lateral File 42"H

PL183	36"W x 22"D	List \$1933
-------	-------------	-------------

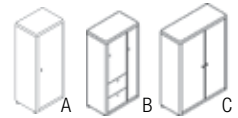
C. 4-Drawer Lateral File 54"H

PL184	36"W x 22"D	List \$2190
-------	-------------	-------------



Storage Cabinets 29"H

PL113	22"D x 36"W	List \$576
-------	-------------	------------



Storage Cabinets 65"H

A. PL150	24"D x 18"W	List \$833
B. PL207	24"D x 24"W	List \$1287
C. PL151	22"D x 36"W	List \$1015

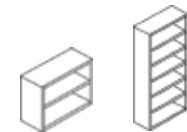
Silver Frame Tempered Glass Doors

Pulls not included.		
PL152SGD	Set of 2 for PL152	List \$459
PL113SGDAL	Set of 2 for PL113	List \$263
PL150/151SGD	Single door for PL150	List \$262
PL150/151SGD(2)	Set of 2 for PL151	List \$524



Storage Cabinets 37 3/4"H

PL152	22"D x 35 1/2"W	List \$709
Avail in Cherry, Espresso, Aspen & Newport Gray.		



Bookcases 31 1/2"W x 14"D

PL154	30"H 1 Adj. Shelf	List \$248
PL155	48"H 3 Adj. Shelves	List \$362
PL156	71"H 4 Adj. Shelves	List \$504

PLBCDK Laminate Door Kit 26 1/4"H List \$159 for PL154, PL155 or PL156 mounts on bottom only (See pg 7)

PL156SHELF	Extra shelf for PL154, 155 & 156	List \$55
------------	----------------------------------	-----------

LED Task Lights

PLEDBUDTL24BLK 24"	List \$159
PLEDBUDTL48BLK 48"	List \$207

Scallop Drawer Pulls - 128mm

PLPULLLH128BLK	Black Pull	List \$16
PLPULLLH128SIL	Silver Pull	List \$16

Square Drawer Pulls - 128mm

PLPULLRSI	Silver Pull	List \$19
PLPULLRBK	Black Pull	List \$19

Square Metal Grommet Cover 2 1/2"D

PL-SQGRMSI - Silver	List \$28
PL-SQGRMBK - Black	List \$28

Round Plastic Grommet Cover 2 1/2"D

PL-GROMMET - Black	List \$20
PL-GROMMET - Silver	List \$20

Lock Core Kit

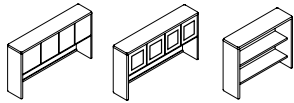
PLKCORE	List \$27
Includes one core removable key, one new core, two keys. Must specify if keying alike is required.	

Complete Lock Assembly

Includes complete lock assembly and two keys.	
PLLOCKSPEDESTAL	List \$45
PLLOCKSCABINET	List \$45

Master Key

PLMKEY	List \$36
--------	-----------



Open Hutch 15"D x 36"H

- PL1410H 60"W List \$510
- PL1400H 66"W List \$521
- PL1440H 71"W List \$541

Open Hutch 36"H

- PL153 36"W x 14"D List \$382 (doors not available)

Hinged Laminate Doors For Open Hutch

- (set of 2 doors)
- PL41LD for PL1410H List \$55
- PL40LD for PL1400H List \$55
- PL44LD for PL1440H List \$55

Locking Laminate Doors for Open Hutch

- (set of 2 doors)
- PL44LDLOCK for PL1440H List \$132

Hinged Aluminum Silver Frame Glass Doors For Open Hutch

- (set of 2 doors)
- PL41SGD for PL1410H List \$207
- PL40SGD for PL1400H List \$207
- PL44SGD for PL1440H List \$207

Sliding Aluminum Silver Frame Glass Doors For Open Hutch

- (set of 2 doors)
- PL44SLIDESGD/PL44RAILSI List \$317
- Set of 2 sliding doors for for PL1440H
- PL44SLIDESGD(2)/PL44RAILSI List \$526
- Set of 4 sliding doors for for PL1440H

Hutch with 2 Laminate Doors

- 15"D x 36"H
- PL125 48"W List \$563

Vertical Hutch Organizer (Black)

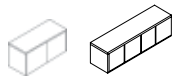
- PL122 - 12"W x 18 1/2"H x 12 1/2"D List \$151

Tackboard - Charcoal Fabric

- PL115GREY Fits PL141 List \$150
- PL116GREY Fits PL125 List \$149
- PL117GREY Fits PL140 List \$154
- PL118GREY Fits PL144 List \$167

Tackboard - Visconti Fabric

- PL115VISC Fits PL141 List \$165
- PL116VISC Fits PL125 List \$163
- PL117VISC Fits PL140 List \$170
- PL118VISC Fits PL144 List \$188



Open Wall Mounted Storage 17"H

- PL2080H 36"W x 14.75"D List \$385
- PL20440H 71"W x 14.75"D List \$641

Hinged Laminate Doors for Open Wall Mounted Storage

- (set of 2 doors)
- PL44LD For PL2080H & PL20440H List \$55

Locking Laminate Doors for Open Wall Mounted Storage

- (set of 2 doors)
- PL44LDLOCK For PL2080H & PL20440H List \$132

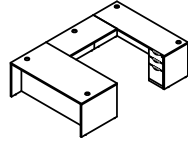
Hinged Aluminum Silver Frame Glass Doors for Open Wall Mounted Storage

- (set of 2 doors)
- PL44SGD For PL2080H & PL20440H List \$207

Sliding Aluminum Silver Frame Glass Doors for Open Wall Mounted Storage

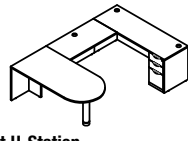
- (set of 2 doors)
- PL44SLIDESGD/PL08RAILSI List \$279
- Set of 2 sliding doors for PL2080H
- PL44SLIDESGD(2)/PL44RAILSI List \$526
- Set of 4 sliding doors for PL20440H

Typical Configurations



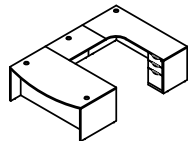
Rectangular U-Station

- PL101/170/143/166 71"W x 107"D List \$1726
- PL102/197/111/166 66"W x 96"D List \$1677



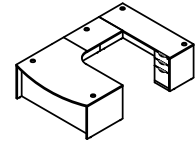
Bullet U-Station

- PL131/170/111/166 66"W x 101"D List \$1683



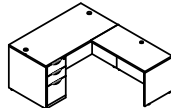
Bowfront U-Station with Back Inner Curve

- PL189/193/182L/166 71"W x 112"D List \$1866



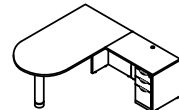
Bowfront U-Station with Front Inner Curve

- PL177R/193/143/166 71"W x 107"D List \$2014



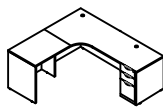
Rectangular L Desk

- PL101/145/166 71"W x 83"D List \$1326
- PL102/196/166 66"W x 72"D List \$1291



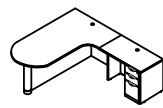
Bullet L Desk

- PL131/196/166 66"W x 71"D List \$1294



Corner Station with Inner Curve

- PL182L/192/166 71"W x 71"D List \$1330
- PL181L/179/166 66"W x 66"D List \$1292



Bullet L Desk with Inner Curve

- PL133R/192/166 71"W x 77"D List \$1615

Complete Keyboard Systems



This complete system features our finest low profile mechanism that allows the tray to swivel, tilt (positive 15° and negative 15°), change height and retract out of the way under the worksurface. Complete with a comfort wristrest and mouse surface that will attach to either side.



A. EZ0021 20"W
Deluxe Keyboard Tray with Adjustable Mouse Surface and Padded Wristrest List: \$313



B. EZ0046 28"W
Premium Extra Wide 28" Pull-out Keyboard tray with Wrist rest. List: \$174

Optional EZ0021 Adapter to use with Elements Series EZ6003 List: \$42

C. EZ0036 21"W
Pull-out Keyboard Tray with Reversible Mouse Surface and Wrist rest. List: \$159

Deluxe Monitor Arms



Deluxe Dual Monitor Arm

Model No. 627GS-SILVERDUAL List \$440
Holds up to two 27" monitors. Tilt and height adjustable. Fits into most grommet holes or clamps on. Available in silver finish. Weight capacity 22lbs per monitor.



Center Drawer

This low profile center drawer attaches to any worksurface. Features ball-bearing suspensions.



Center Drawer

Model No. CDR1
(21 1/4"W x 16 1/2"D) List: \$97

Square Grommet Cover

Fits in all Performance Laminate Grommet holes.



Square Grommet Cover

Silver - Model No. PLSQRMSI List \$28
Black - Model No. PLSQRMBIK List \$28



WHITE RECEPTION & STORAGE SOLUTIONS: For a bold modern look. Superior in construction, the Performance Laminate Series offers an intelligent solution to any reception need. Attention to detail in design, quality of hardware, and use of premium grade laminate work surfaces ensure years of trouble free use.

Workstation Shown: PL169NTT, PL169TT, PL169RISERBRU, PL180, PL1007(2), CUSH1522(2) List: \$2440
Coffee Table: PLT30R, PLTRBPOST19 List: \$672



Workstation Shown: PLT3072, PLT2448, PLT60MS, PLTMB72, PLTLEGU30(2), PL143, PL166, PL1440H, PL44LD, PL44CHD, GBM1769WHITE List: \$3083



Coffee Table:
PLT30R, PLTVLEG417
List \$454



Coffee Table: PLT30R,
PLTRBPOST19 List: \$672

Coordinates with all Classic Laminate casegoods see pages 2-13

Many other sizes, configurations and finishes are available. Contact your sales representative for details.



Workstation Shown: PLT3072, PLLEGU30(2), PLTMDB72, PLTAP1554S, PLTSDTM, PL112(4), PL110, PL152(2), PL10440H/PLTLPHS20, PL44SGD(2) List \$7318



PL152, PL112, PL152SGD
List: \$2002



PL156
List: \$504



PL155
List: \$362



PL154
List: \$248



PL2080H, PL44SGD
List \$592



PL20440H, PL44SGD(2) List \$1055



PL166 List: \$508



PL175 List: \$508



PL112 List: \$834



PL114 List: \$834



PL113 List: \$576



PL152 List: \$709

Coordinates with all Classic Laminate casegoods see pages 2-13



INTRODUCING THE ELEMENTS LAMINATE SERIES: Simple, Contemporary, Affordable. Features include heavy duty steel frame and your choice of laminate finishes. Greenguard Certified.

Workstation Shown: PLT3072, PLT2448, PLT2472, PLTMD872(2), PLTUSUPPORT, PLTLEGLP30(2), PLTLEGLP24(2), PL2080H(2), PL44SGD(2), PLTAP1554S, PLTSDTM, CPSBBF
List: \$4035

Available Finishes



Coordinates with all Classic Laminate Casegoods
See pages 2-13

FEATURES

- 3 mil PVC Tough Edge on all exposed edges
- Choice of laminate finishes
- Top quality Steel Ball Bearing Drawer Slides
- Flared drawer pulls for an enhanced look
- Core removable locks and leveling glides included

Leg Options



Silver U Leg Silver Loop Leg



Workstation Shown: PLT3072, PLT2448, PLTLEGU30(2), PLTLEGU24, PLTMD872, PLTRETSSUPPORT, PB-P24(3), PB2SILV2071ACRCLR, PB2SILV2030ACRCLR, PL1007 List: \$2843



Workstation Shown: PLT3072(4), PLT2472(4), PLTLEGU30(8), PLTDR2430(4), PLTMDB72(4), PLTRB72(4), PL1013(4), PL110(2), PL1007(4), CUSH1522(4), PB-P24(14), PB2SILV2071ACRCLR(6), PLT2SILV2030ACRCLR(2) List: \$14708 Optional Mobile White Board: MWD3366SI List \$1331



Workstation Shown: PLT2472(4), PLTMDB72(4), PLT2448(4), PLTRETSSUPPORT(4), PLTCBB(8), PLTLEGU48(5), PL1007(4), PLTAP1554S(2), PLTSBUDMDUAL(2) List: \$7104



Workstation Shown: PLT3060(2), PLT2472(2), PLTLEGU30(2), PLTLEGU24(4), PLTMDB72(2), PL1007(2), PL20440H(2), PL44SGD(4), PLTRETSSUPPORT(2), PLT72MS(2) List: \$5832
Optional Mobile Privacy Screen: PP3663SICHARCLR List: \$844



Workstation Shown: PLT3072, PLT2448, PLTLEGLP30(2), PLTLEGLP24, PLTMDB72, PLTRB48, PL1007, PL2080H(2) List: \$2651




Workstation Shown: PLT3072, PLT2448, PLTLEGU30(2), PLTLEGU24, PLTMDB72, PLTRETSSUPPORT, CPSBBF(2), PL2080H(2), PL44SGD(2) List: \$3714



4 Person Workstation Shown: PLT3072(4), PLTMDB72(4), PLTCBB(4), PLTLEGU60(3), CPPBF(4), CUSH1522(4), PLTFP1554(2), PLTSBUDMDUAL(2) List: \$6004

Available Worksurface Finishes



Leg Option



Silver U Leg

For Divider Panels and Cushions
See pages 23 & 43



Workstation Shown: PLT3072(4), PLTLEGU60(3), PLTMDB72(4), PLTCBB(4), PL1007(4), CUSH1522(4), PL10440H/PLTLPHS27(4), PL44LD(4), PLPULL-RS(8) List: \$9096

Coordinates with all Classic Laminate casegoods see pages 2 - 13



Workstation Shown: PLT2472(4), PL166(4), PL1066(4), PLTLEGU4841H(2), PLTRETSUPPORT(4), PLTCBB(2) List: \$4938
Storage Shown: PL112, PL113, PL109(2) List \$1674



Workstation Shown: PLT2460(3), PL166(3), PL1066(3), PLTLEGU2441H(3), PLTRETSUPPORT(3), PLTCBB(3)
List: \$3894



Workstation Shown: PLT2472(4), PL166(4), PL1066(4), PLTLEGU4841H(2), PLTRETSUPPORT(4), PLTCBB(2), PLTBH(2) List: \$5020

Bag Hooks



Bag Hook: Fit on all 1" thick Performance Laminate worksurfaces
PLTBHSILVER List \$41



INTRODUCING THE ELEMENTS PLUS LAMINATE SERIES: Simple, Contemporary, Affordable. Features include heavy duty steel frame and your choice of Aspen, Modern Walnut, Espresso, White and Newport Gray laminate finishes. Greenguard Certified.

Workstation Shown: PLT3072, PL1012(2), PL1013, PL110, PL109, PL2080H(3), PL44LD(3), PLTLEGLP30, PLTDR2430, PLTMDB72, CUSH2136, GBM1769WHITE List: \$5010



Workstation Shown: PLT3072, PL1012, PL1013, PL110, PL10440H-27, PL44LD, PLTLEGU30, PLTDR2430, PLTMDB72 List: \$3088



Workstation Shown: PLT3072(4), PLT2472(4), PL1012(4), PL1013(4), PL110(4), PL1007(4), PLTRB72(4), PLTLEGU30(8), PLTDR2430(4), PLTMDB72(4), CUSH2136(4), CUSH1522(4), PLTAP1554S(2), PLTSBUDMDUAL(2), List: \$15210



Workstation Shown: PLT3072, PL1012, PL1013, PL110, PL10440H/PLTLPHS27, PL44LD, PLTLEGU30, PLTDR2430, PLTMDB72 List: \$3088

Coordinates with all Classic Laminate casegoods see pages 2 - 13



Workstation Shown: PLT3072, PLT2472, PL1012, PL1013, PL110, CUSH2136, PLTLEGU30(2), PLTDR2430, PLTRB72, PLTMDB72, MMP1865PERFSI, PL2080H(2), PL44SGD(2) List: \$4416



Workstation Shown: PLT3072, PLT2472, PL1012, PL1013, PL110, CUSH2136, PLTLEGU30(2), PLTDR2430, PLTRB72, PLTMDB72 List: \$3070

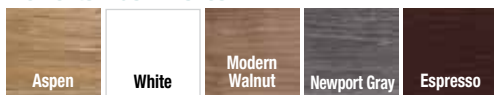


Workstation Shown: PLT3072, PL1012, PL1013, PL110, PL10440H-27, PL44SGD, PLTLEGU30(2), PLTMDB72, PL150, PL150/51GSDSI List: \$4423

FEATURES

- 3 mil PVC Tough Edge on all exposed edges
- Top quality Steel Ball Bearing Drawer Slides
- Flared drawer pulls for an enhanced look
- Core removable locks and leveling glides included

Elements Plus Finishes



Leg Options



Silver U Leg



Silver Loop Leg

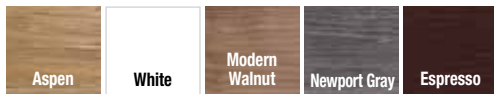


Workstation Shown: PLT2472(4), PL1012(4), PL1013(4), PL110(4), CUSH2136(4), PLTLEGU48(2), PLTDR2430(4), PLTCBB(2), PLTMDB72(4), PLTAP1554(2), PLTSBUDMDUAL(2) List: \$9998

FEATURES

- 3 mil PVC Tough Edge on all exposed edges
- Top quality Steel Ball Bearing Drawer Slides
- Flared drawer pulls for an enhanced look
- Core removable locks and leveling glides included

Elements Plus Finishes



Workstation Shown: PLT3072(2), PL1012(2), PL1013(2), PL110(2), PLTLEGU60, PLTLDR2430(2), PLTCBB, PLTMDB72(2), PLTSMRLEG(4), PLTAP1554S, PLTSBUDMDUAL List: \$5117

Leg Options



Silver U Leg



Silver Loop Leg



Workstation Shown: PLT3072(2), PLTLEGU30(2), PLTMDB72(2), PLTDR2430(2), PL1012(2), PL1013(2), PL110(2), PL10440H/PLTLPHS27(2), PL44LD(4) List: \$6286

Many other sizes, configurations and finishes are available. Contact your sales representative for details.

Main Desk Tops List

PLT2460	60"W x 24"D	\$236
PLT2472	72"W x 24"D	\$252
PLT3048	48"W x 30"D	\$243
PLT3060	60"W x 30"D	\$292
PLT3066	66"W x 30"D	\$313
PLT3072	72"W x 30"D	\$327

Available in Aspen, Modern Walnut, White, Cherry, Espresso and Newport Gray

Main Desk Beams List

PLTMDB48	For 48" Desktop	\$77
PLTMDB60	For 60" Desktop	\$84
PLTMDB66	For 66" Desktop	\$97
PLTMDB72	For 72" Desktop	\$104

Return Tops List

PLT2436	36"W x 24"D	\$174
PLT2442	42"W x 24"D	\$201
PLT2448	48"W x 24"D	\$225
PLT2460	60"W x 24"D	\$236
PLT2472	72"W x 24"D	\$252

Available in Aspen, Modern Walnut, White, Cherry, Espresso and Newport Gray

Universal Return Support List

PLTRETSSUPPORT	For use with 36", 42" & 48" return top	\$42
----------------	--	------

Return Beams List

PLTRB48	For use with 48" return top	\$97
PLTRB60	For use with 60" return top	\$111
PLTRB66	For use with 66" return top	\$119
PLTRB72	For use with 72" return top	\$126

U-Configuration Support List

PLTUSUPPORT	For use with 42" or 48" Bridge	\$90
-------------	--------------------------------	------

Connector Beam Bracket (Pair) List

PLTCBBSILVER	Required for use with half legs, 48" and 60" legs and all 41" high legs	\$90
--------------	---	------

Through Beam List

PLTMBMBC	Beam for PLTLEGU4860IL	\$49
----------	------------------------	------



Desk Riser - Silver List

PLTDR2430	For 24" or 30" Depth	\$142 ea
-----------	----------------------	----------



U Legs - Silver List

PLTLEGU24	24"W x 28 1/2"H	\$216 ea
PLTLEGU30	30"W x 28 1/2"H	\$230 ea
PLTLEGU48	48"W x 28 1/2"H	\$298 ea
PLTLEGU60	60"W x 28 1/2"H	\$340 ea
PLTLEGU4860IL	Benching inset leg	\$521 ea
PLTLEGUHALF	Half support leg for 24" & 30" work surfaces	\$153 ea

PLTLEGU2441H	24"W X 41"H	\$201 ea
PLTLEGU3041H	30"W X 41"H	\$216 ea
PLTLEGU4841H	48"W x 41"H	\$333 ea
PLTLEGU6041H	60"W x 41"H	\$369 ea
PLTLEGU4860IL41	Benching inset leg 41"H	\$591 ea

All U Legs must be used with Desk or Return Beam 41"H legs require PLTCBBSILVER

Loop Legs - Silver List

PLTLEGLP24	24"W x 28 1/2"H	\$216 ea
PLTLEGLP30	30"W x 28 1/2"H	\$230 ea

All Loop Legs must be used with Desk or Return Support



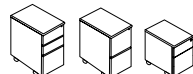
Riser Leg - Silver or Black (set of 4 legs) List

PLTSMRLEG	For use with PL1012 & PL1013 storage	\$108
-----------	--------------------------------------	-------



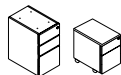
Lower Desk Riser - Silver or Black List

PLTLDR2430	For use with PLTSMRLEG	\$139 ea
------------	------------------------	----------



Metal Pedestals - Silver or Black List

CPSBBF	Box/Box/File 15"W x 22"D x 26 1/2"H	\$578
CPSFF	File/File 15"W x 22"D x 26 1/2"H	\$578
CPPCaster	Set of 4 casters	\$34
CPPBF	Mobile Box/File 15"W x 22"D x 22 1/2"H	\$466
CUSH1522	Cushion for CPPBF	\$132



Laminate Pedestals List

PL166	Box/Box/File (without top) 16"W x 22"D x 28 1/2"H Available in Aspen, Modern Walnut, Cherry, Espresso, Newport Gray & White	\$508
PL1007	Mobile Box/File 16"W x 22 1/2"D x 22 1/2"H Available in Aspen, Modern Walnut, Cherry, Espresso, Newport Gray & White	\$452
CUSH1522	Cushion for PL1007 Available in Red, Green, Orange, Sky Blue, Gray and Visconti Fabric	\$132



Laminate Open Pedestals List

PL1066	Open Pedestal 16"W x 22"D x 11 1/2"H Available in Aspen, Modern Walnut, Cherry, Espresso, Newport Gray & White	\$221
--------	---	-------

Acrylic Privacy Dividers List

PLTAP1524S	24"W x 15"H	\$159
PLTAP1530S	30"W x 15"H	\$171
PLTAP1536S	36"W x 15"H	\$180
PLTAP1542S	42"W x 15"H	\$188
PLTAP1548S	48"W x 15"H	\$201
PLTAP1554S	54"W x 15"H	\$216
PLTAP1566S	66"W x 15"H	\$236

See page 43 for complete panel selection

Magnetic Glass Privacy Dividers List

PLTGP1524S	24"W x 15"H	\$211
PLTGP1542S	42"W x 15"H	\$362
PLTGP1548S	48"W x 15"H	\$385
PLTGP1554S	54"W x 15"H	\$448

See page 43 for complete panel selection



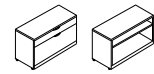
Fabric Privacy Dividers List

PLTFP1542	42"W x 15"H	\$130
PLTFP1548	48"W x 15"H	\$151
PLTFP1554	54"W x 15"H	\$173

See page 43 for complete panel selection

Divider/Screen Brackets - Silver or Black List

PLTSDTM	Universal Desk Mount Screen Bracket (pair)	\$63
PLTSBUDMSGL	Edge Mount Screen Bracket (pair)	\$81
PLTSBUDMDUAL	Dual Desk Mount Screen Bracket (pair)	\$81



Laminate Storage List

PL1012	2 Drawer Personal Cabinet (without top) 36"W x 22"D x 21"H Available in Aspen, Modern Walnut, White, Espresso & Newport Gray	\$821
PL1013	Open Bookcase (without top) 36"W x 22"D x 21"H Available in Aspen, Modern Walnut, White, Espresso & Newport Gray	\$387
CUSH2136	Cushion for PL1012 or PL1013 Available in Red, Green, Orange, Sky Blue, Gray and Visconti Fabric	\$250
PL109	36" File Top (for PL1012 or 1013) Available in Aspen, Modern Walnut, White, Espresso & Newport Gray	\$132
PL110	71" Credenza Top (for PL1012 or 1013) Available in Aspen, Modern Walnut, White, Cherry, Espresso & Newport Gray	\$201



Hutch List

PL10440H/PLTLPHS20	71" Open Hutch with 20"H support	\$779
PL10440H/PLTLPHS27	71" Open Hutch with 27"H support	\$821
PL44LD	2 Laminate Doors for Hutch Available in Aspen, Modern Walnut, White, Cherry, Espresso & Newport Gray	\$55
PL44LDLOCK	2 Locking Laminate Doors For Hutch Available in Aspen, Modern Walnut, White, Cherry, Espresso & Newport Gray	\$132
PL44SGD	Aluminum Frame Glass Doors for Hutch	\$207
PLTLPHSGLIDE	Extension glide for 27" hutch support	\$20

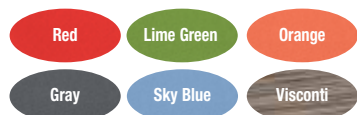
Metal Personal Drawer - Silver or Black List

PLTPMD	19"W x 10 1/4"D x 2 3/8"H	\$125
--------	---------------------------	-------

Designer Fabric Cushions

Designer fabric cushions add a pop of color and practicality to your workspace. Coordinates with fabric panels and CoolMesh seating to complete the look.

Fabric Colors Available



Coordinates with CoolMesh Seating

See pages 75-80



CUSH1522 List \$132
PL1007 List \$452



CUSH2136 List \$250
PL1012, PL109 List \$953

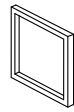


CUSH1522 List \$132
CPPBF List \$466

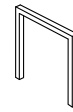


The following configurations help provide a list of components required to ensure proper structure to your workstation. Choice of leg options are shown with each workstation example. Please contact your sales representative for assistance in adjusting any of these examples to fit your individual needs.

Leg Options



Loop Leg



U Leg

Typical Configurations



Standard Elements Plus 72" x 72" Workstation with Low Storage: PLT3072, PLTLEGU30, PLTMDB72, PLTDR2430, PL1012, PL1013, PL110



Standard 72" x 72" Workstation with Return: PLT3072, PLTLEGU30(2), PLTMDB72, PLT2442, PLTLEGU24, PLTRETSSUPPORT



Standard 24" x 72" Workstation: PLT2472, PLTLEGU24(2), PLTMDB72



Standard 72" x 90" Workstation with Extended Return: PLT3072, PLTLEGU30(3), PLTMDB72, PLT3060, PLTLEGUHALF, PLTMDB60, PLTCBB




Standard 72" x 102" U-Group Workstation: PLT3072, PLTLEGU30(2), PLTMDB72(2), PLT2472, PLTLEGU24(2), PLT2448, PLTUSUPPORT



Standard 30" x 120" 2-Person Workstation with Half-Leg: PLT3060(2), PLTLEGU30(2), PLTLEGUHALF, PLTMDB60(2), PLTCBB
May require wall anchoring.




Elements Plus Finishes



Typical Configurations



Standard 60" x 72" 2-Person Benching Workstation: PLT3072(2), PLTLEGU60(2), PLTMDB72(2), PLTCBB(2)




Standard 60" x 144" 4-Person Benching Workstation: PLT3072(4), PLTLEGU60(2), PLTEGU4860ILCMB, PLTMDB72(4), PLTCBB(2)



Typical Standing Height Configurations



Standard 30" x 72" Standing Height Workstation: PLT3072, PLTLEGU3041H(2), PLTMDB72(2), PLTCBB(2)



Standard 60" x 144" 4-Person Standing Height Benching Workstation: PLT3072(4), PLTLEGU6041H(2), PLTEGU4860ILCMB41H, PLTMDB72(6), PLTCBB(4)



Designer U Leg Metal End Panels



Designer Metal End Panel for 24" and 30" U Legs
 PLTULEG-FMEPP24 for PLTLEGU24 List \$122
 PLTULEG-FMEPP30 for PLTLEGU30 List \$140



Designer Metal End Panel for 48" and 60" U Legs
 PLTULEG-FMEPP48 for PLTLEGU48 List \$259
 PLTULEG-FMEPP60 for PLTLEGU60 List \$296

Personal Drawer



Metal Personal Drawer - Silver or Black List
 PLTPMD 19"W x 10 1/4"D x 23 1/2"H \$125




INTRODUCING THE ENCORE COLLECTION: Simple, Contemporary, Affordable. Features include heavy duty bevelled steel frame and your choice of laminate finishes. Works with Elements Series worksurfaces and storage. Greenguard Certified.

Workstation Shown: PLT3072, PL1012, PL1013, PL110, PL10440H/PLTLPHS27, PL44LD, PLTLEGBEV30, PLTBBSINGLE, PLTDR2430, PLTADJMDB4872, LPPULLR-BK(2), GBM1769, PLT-BH List \$3580

FEATURES

- 3 mil PVC Tough Edge on all exposed edges
- Top quality Steel Ball Bearing Drawer Slides
- Core removable locks and leveling glides included

Available Finishes



Workstation Shown: PLT3072, PL1013(2), PL1012(2), PL110, PL109, PL152, PLTLEGBEV30, PLTADJMDB4872, PLTBBSINGLE, PLTDR2430, PL2080H(2), CUSH2136 List: \$5419



8-Person Workstation Shown: PLT3072(4), PLTLEGBEV60(3), PLTBBSINGLE(8), PLTADJMDB4872(4), PLTAP246OSCLR(2), PLTSBUDMDUAL(2) List: \$4481

Coordinates with all Classic Laminate casegoods see pages 2 - 13

Many other sizes, configurations and finishes are available. Contact your sales representative for details.



Workstation Shown: PLT2472(4), PL1012(4), PL1013(4), PL110(4), CUSH2136(4), PLTLEGBEV48(2), PLTLDR2430(4), PLTADJMD72(4), PLTBBSINGLE(4), PLTSMRLEG(8), PLTGP1554S(2), PLT-SBUDMDUAL(2), PLPULLR-BK(8) List: \$11860

Encore Collection Component Guide

Main Desk Tops List

PLT2460	60"W x 24"D	\$236
PLT2472	72"W x 24"D	\$252
PLT3048	48"W x 30"D	\$243
PLT3060	60"W x 30"D	\$292
PLT3066	66"W x 30"D	\$313
PLT3072	72"W x 30"D	\$327

Available in Aspen, Modern Walnut, White, Espresso and Newport Gray

Adjustable Desk Beam Support List

PLTADJMDB4872	Universal adjustable desk beam	\$135
---------------	--------------------------------	-------

Return Tops List

PLT2436	36"W x 24"D	\$174
PLT2442	42"W x 24"D	\$201
PLT2448	48"W x 24"D	\$225
PLT2460	60"W x 24"D	\$236
PLT2472	72"W x 24"D	\$252

Available in Aspen, Modern Walnut, White, Espresso and Newport Gray

Adjustable Return Beam Support List

PLTADJRB6072	For use with 60" and 72" return tops	\$149
Must be used with PLTRBBFPBLACK		
PLTRBBFPBLACK	Receiver bracket for PLTADJRB6072	\$47

Return Support Bracket List

PLTRETBBBSUPPORT	Support bracket for up to 48" return top (does not require PLTBBSINGLE)	\$42
------------------	---	------

U-Configuration Support List

PLTUSUPPORT	For use with 42" or 48" Bridge	\$90
-------------	--------------------------------	------

Riser Leg - Black (set of 4 legs) List

PLTSMRLEG	For use with PL1012 & PL1013 storage	\$108
-----------	--------------------------------------	-------

Lower Desk Riser - Black List

PLTLDR2430	For use with PLTSMRLEG	\$139 ea
------------	------------------------	----------

Desk Risers - Black List

PLTDR2430	For 24" or 30" Depth	\$142 ea
-----------	----------------------	----------

Bevel Legs - Black List

PLTLEGBEV24	24"W x 28 1/2"H	\$265 ea
PLTLEGBEV30	30"W x 28 1/2"H	\$294 ea
PLTLEGBEV48	48"W x 28 1/2"H	\$437 ea
PLTLEGBEV60	60"W x 28 1/2"H	\$477 ea

All Bevel Legs must be used with Desk or Return Support and Connector Beam Bracket.

Connector Beam Bracket - Black List

PLTBBSINGLE	Required for use with each Bevel Leg	\$43
-------------	--------------------------------------	------

Metal Pedestals - Black List

CPPBF	Mobile Box/File 15"W x 22"D x 22 1/2"H	\$466
CUSH1522	Cushion for CPPBF	\$132

Laminate Pedestals List

PL1007	Mobile Box/File 16"W x 22 1/2"D x 22 1/2"H Available in Aspen, Modern Walnut, Espresso, Newport Gray & White	\$452
CUSH1522	Cushion for PL1007 Available in Red, Green, Orange, Sky Blue, Gray and Visconti Fabric	\$132

Laminate Storage List

PL1012	2 Drawer Personal Cabinet (without top) 36"W x 22"D x 21"H Available in Aspen, Modern Walnut, White, Espresso & Newport Gray	\$821
PL1013	Open Bookcase (without top) 36"W x 22"D x 21"H Available in Aspen, Modern Walnut, White, Espresso & Newport Gray	\$387
CUSH2136	Cushion for PL1012 or PL1013 Available in Red, Green, Orange, Sky Blue, Gray and Visconti Fabric	\$250
PL109	36" File Top (for PL1012 or 1013) Available in Aspen, Modern Walnut, White, Espresso & Newport Gray	\$132
PL110	71" Credenza Top (for PL1012 or 1013) Available in Aspen, Modern Walnut, White, Cherry, Espresso, Maple & Newport Gray	\$201

Hutch List

PL1044OH/PLTLPHS20	71" Open Hutch with 20"H supports	\$779
PL1044OH/PLTLPHS27	71" Open Hutch with 27"H supports	\$821
PL44LD	2 Laminate Doors for Hutch Available in Aspen, Modern Walnut, White, Espresso & Newport Gray	\$55
PL44LDLOCK	2 Locking Laminate Doors For Hutch Available in Aspen, Modern Walnut, Espresso & Newport Gray	\$132
PL44SGD	Aluminum Frame Glass Doors for Hutch	\$207

Metal Personal Drawer - Silver or Black List

PLTPMD	19"W x 10 1/4"D x 23 1/2"H	\$125
--------	----------------------------	-------




INTRODUCING THE SIGNATURE METAL LEG COLLECTION: Simple, Contemporary, Affordable. Features include heavy duty VA steel frame and your choice of laminate finishes. Works with Elements Series worksurfaces and storage. Greenguard Certified.

Workstation Shown: PLT3072(6), PL1012(6), PL109(6), CUSH2136(6), PLTVALEGMOUNT4860(6), PLTVAMETLEG(6), PLTMDB72(6), PLAP1554S(3), PLTSBUDMDUAL(3) List: \$12657

FEATURES

- 3 mil PVC Tough Edge on all exposed edges
- Top quality Steel Ball Bearing Drawer Slides
- Core removable locks and leveling glides included

Available Finishes



Metal Leg Options



Workstation Shown: PLT3072, PLTVALEGMOUNT2430(2), PLTVAMETLEG(2), PLTMDB72, PL112, PL153 List: \$2085



Workstation Shown: PLT3072, PL1012, PL1013, PL110, PL10440H/PLTLPHS27, PL44LD, PLTVALEGMOUNT2430, PLTVAMETLEG, PLTDR2430, PLTMDB72, PLPULLR-BK(2), GBM1769, PLT-BH List: \$3431

Coordinates with all Classic Laminate casegoods see pages 2 - 13

Many other sizes, configurations and finishes are available. Contact your sales representative for details.



Workstation Shown: PLT3072(2), PL1012(2), PL1013(2), PL110(2), PLTVALEGMOUNT4860, PLTVAMETLEG, PLTMDB72(2), PLTLDR2430(2), PLTSMRLEG(4), PLTFP1554, PLTSBUDMDUAL, PLPULLR-BK(4) List: \$5047



Workstation Shown: PLT2472(2), PL1012(2), PL1013(2), PL110(2), PL1007(2), CUSH1522(2), PLTVALEGMOUNT2430(2), PLTVAMETLEG(2), PLTDR2430(2), PLTMDB72(2), PL10440H/PLTLPHS27(2), PL44LD(2), PLPULLHLL(8) List: \$7300

Many other sizes, configurations and finishes are available. Contact your sales representative for details.



Workstation Shown: PLT3072, PLT2472, PL1013(3), PL109(3), PL1007, PLTVALEGMOUNT2430(2), PLVAMETLEG(2), PLTMDB72(2), PLTDR2430(2), PL2080H(2), PL44GSD(2) List: \$4702

Signature Metal Leg Collection Component Guide

Main Desk Tops List

PLT2460	60"W x 24"D	\$236
PLT2472	72"W x 24"D	\$252
PLT3048	48"W x 30"D	\$243
PLT3060	60"W x 30"D	\$292
PLT3066	66"W x 30"D	\$313
PLT3072	72"W x 30"D	\$327

Available in Aspen, Modern Walnut, White, Espresso & Newport Gray

Main Desk Beams List

PLTMDB48	For 48" Desktop	\$77
PLTMDB60	For 60" Desktop	\$84
PLTMDB66	For 66" Desktop	\$97
PLTMDB72	For 72" Desktop	\$104

Return Tops List

PLT2436	36"W x 24"D	\$174
PLT2442	42"W x 24"D	\$201
PLT2448	48"W x 24"D	\$225
PLT2460	60"W x 24"D	\$236
PLT2472	72"W x 24"D	\$252

Available in Aspen, Modern Walnut, White, Espresso & Newport Gray

Universal Return Support List

PLTRETSSUPPORT	For use with 36", 42" & 48" return top	\$42
----------------	--	------

Heavy Duty Return Support List

PLTRB48	For use with 48" return top	\$97
PLTRB60	For use with 60" return top	\$111
PLTRB66	For use with 66" return top	\$119
PLTRB72	For use with 72" return top	\$126

U-Configuration Support List

PLTUSUPPORT	For use with 42" or 48" Bridge	\$90
-------------	--------------------------------	------

Riser Leg - Silver or Black (set of 4 legs) List

PLTSMRLEG	For use with PL1012 & PL1013 storage	\$108
-----------	--------------------------------------	-------

Lower Desk Riser - Silver or Black List

PLTLDR2430	For use with PLTSMRLEG	\$139 ea
------------	------------------------	----------

Desk Risers - Silver or Black List

PLTDR2430	For 24" or 30" Depth	\$142 ea
-----------	----------------------	----------

VA Legs - Silver or Black List

PLTVAMETLEG	Leg pack Must be used with PLTVALEGMOUNT	\$108 ea
-------------	---	----------

VA Leg Mount - Silver or Black List

PLTVALEGMOUNT2430	for 24" or 30" deep workstations	\$111 ea
PLTVALEGMOUNT3642	for 36" or 42" deep workstations	\$118 ea
PLTVALEGMOUNT4860	for 48" or 60" deep workstations	\$219 ea

VA Leg Ganging Connector Bracket List

PLTMBMBC	Ganging Bracket for PLTVALEGMOUNT4860	\$49 ea
----------	--	---------

Metal Pedestals - Silver or Black List

CPSBBF	Box/Box/File 15"W x 22"D x 26 1/2"H	\$578
CPSFF	File/File 15"W x 22"D x 26 1/2"H	\$578
CPPCaster	Set of 4 casters	\$34
CPPBF	Mobile Box/File 15"W x 22"D x 22 1/2"H	\$466
CUSH1522	Cushion for CPPBF	\$132

Laminate Pedestals List

PL1007	Mobile Box/File 16"W x 22 1/2"D x 22 1/2"H Available in Aspen, Modern Walnut, Espresso, Newport Gray & White	\$452
CUSH1522	Cushion for PL1007 Available in Red, Green, Orange, Sky Blue, Gray and Visconti Fabric	\$132

Laminate Storage List

PL1012	2 Drawer Personal Cabinet (without top) 36"W x 22"D x 21"H Available in Aspen, Modern Walnut, White, Espresso & Newport Gray	\$821
PL1013	Open Bookcase (without top) 36"W x 22"D x 21"H Available in Aspen, Modern Walnut, White, Espresso & Newport Gray	\$387
CUSH2136	Cushion for PL1012 or PL1013 Available in Red, Green, Orange, Sky Blue, Gray and Visconti Fabric	\$250
PL109	36" File Top (for PL1012 or 1013) Available in Aspen, Modern Walnut, White, Espresso & Newport Gray	\$132
PL110	71" Credenza Top (for PL1012 or 1013) Available in Aspen, Modern Walnut, White, Espresso & Newport Gray	\$201

Hutch List

PL10440H/PLTLPHS20	71" Open Hutch with 20"H support	\$779
PL10440H/PLTLPHS27	71" Open Hutch with 27"H support	\$821
PL44LD	2 Laminate Doors for Hutch Available in Aspen, Modern Walnut, White, Espresso & Newport	\$55
GrayPL44LDLOCK	2 Locking Laminate Doors For Hutch Available in Aspen, Modern Walnut, White, Espresso & Newport Gray	\$132
PL44SGD	Aluminum Frame Glass Doors for Hutch	\$207

Metal Personal Drawer - Silver or Black List

PLTPMD	19"W x 10 1/4"D x 23 5/8"H	\$125
--------	----------------------------	-------

Coordinates with all Classic Laminate casegoods see pages 2 - 13

Many other sizes, configurations and finishes are available. Contact your sales representative for details.




INTRODUCING THE SIGNATURE METAL LEG COLLECTION: Simple, Contemporary, Affordable. Features include heavy duty VA steel frame and your choice of laminate finishes. Greenguard Certified.

4-Person Workstation Shown: PLT3072(2), PLTVALEGMOUNT4860(2), PLTVAMETLEG41(2), PLTVA486041CB(2), PLTMDB72(3) List: \$1844

FEATURES

- 3 mil PVC Tough Edge on all exposed edges
- Top quality Steel Ball Bearing Drawer Slides
- Core removable locks and leveling glides included

Available Finishes



Metal Leg Options



Signature Metal Tall Leg Component Guide

Main Desk Tops List

PLT2448	48"W x 24"D	\$225
PLT2460	60"W x 24"D	\$236
PLT2472	72"W x 24"D	\$252
PLT3048	48"W x 30"D	\$243
PLT3060	60"W x 30"D	\$292
PLT3066	66"W x 30"D	\$313
PLT3072	72"W x 30"D	\$327

Available in Aspen, Modern Walnut, White, Espresso & Newport Gray

Main Desk Beams - Silver or Black List

PLTMDB48	For 48" Desktop	\$77
PLTMDB60	For 60" Desktop	\$84
PLTMDB66	For 66" Desktop	\$97
PLTMDB72	For 72" Desktop	\$104

VA Tall Leg Cross Brace - Silver or Black List

PLTVA243041CB	Cross Brace for 2430 41" VA Leg	\$43
PLTVA486041CB	Cross Brace for 4860 41" VA Leg	\$80

VA Tall Legs - Silver or Black List

PLTVAMETLEG41	41"H VA Leg pack	\$140 ea
---------------	------------------	----------

Must be used with PLTVALEGMOUNT & Cross Brace

VA Leg Mount - Silver or Black List

PLTVALEGMOUNT2430	for 24" or 30" deep workstations	\$111 ea
PLTVALEGMOUNT4860	for 48" or 60" deep workstations	\$219 ea

Must be used with PLTVAMETLEG41

VA Leg Ganging Connector Bracket List

PLTMBMBC	Ganging Bracket for PLTVALEGMOUNT4860	\$49 ea
----------	---------------------------------------	---------

Bookcase Desk Kit List

PLTBKDK30	Brackets to attach worksurface to bookcase	\$18
-----------	--	------

Metal Personal Drawer - Silver or Black List

PLTPMD	19"W x 10 1/4"D x 2 3/8"H	\$125
--------	---------------------------	-------



A. Tall Single Workstation Shown: PL156, PLBCDK, PLT3060, PLTVALEGMOUNT2430, PLTVAMETLEG41, PLTVA243041CB, PLTRETSSUPPORT, PULL-RBK(2), PLTBKDK30 List: \$1347

B. Standard Height Single Workstation Shown: PL155, PLT3060, PLTVALEGMOUNT2430, PLTVAMETLEG, PLTRETSSUPPORT, PLTBKDK30 List: \$933




INTRODUCING THE SIGNATURE WOOD LEG COLLECTION: Simple, Contemporary, Affordable. Features include solid wood VA legs with steel mounting brackets and your choice of laminate finishes. Works with Elements Series worksurfaces and storage Greenguard Certified.

Workstation Shown: PLT3072, PL1012, PL1013, PL110, PLTVALEGMOUNT2430, PLTVARWLEG, PLTMDB72, PLTLDR2430, PLTAWRLEG(2), PLPULLR-SI(2) List: \$2489

FEATURES

- 3 mil PVC Tough Edge on all exposed edges
- Top quality Steel Ball Bearing Drawer Slides
- Core removable locks and leveling glides included

Available Finishes



Wood Leg Options



Modern Walnut with Black Mount



Natural with Black Mount



Newport Gray with Black Mount



Modern Walnut with Silver Mount



Natural with Silver Mount



Newport Gray with Silver Mount



Workstation Shown: PLT3072, PL1012(2), PL1013, PL109(3), PLTVALEGMOUNT2430, PLTVARWLEG, PLTMDB72, PLTLDR2430, PLTAWRLEG(3) List: \$3578

Coordinates with all Classic Laminate casegoods see pages 2 - 13

Many other sizes, configurations and finishes are available. Contact your sales representative for details.



Workstation Shown: PLT2472(4), PL1012(4), CUSH2136(4), PL1013(4), PL110(4), PLTVALEGMOUNT4860(2), PLTVARWLEG(2), PLTMDB72(4), PLTLDR2430(4), PLTAWRLEG(8), PLTGP1554S(2), PLTSBUDMDUAL(2), PLPULLR-BK(8) List: \$11,430



Workstation Shown: PLT3072(4), PLTVALEGMOUNT4860(3), PLTVARWLEG(3), PLTMDB72(4), PLTMBMBC, PLTAP1554S(2), PLTSBUDMDUAL(2), PL112(3), PL153(3) List: \$7089



Workstation Shown: PLT3072(2), PL1012(2), PL1013(2), PL110(2), PLTVALEGMOUNT4860, PLTVARWLEG, PLTDR2430(2), PLTMDB72(2), PB-P24(2), PB2-SILV2071ACRCLR, PLPULLR-BK(4) List: \$5084



Workstation Shown: PLT3072, PLT2448, PLTVALEGMOUNT2430(3), PLTVARWLEG(3), PLTMDB72, PLTRETSSUPPORT, PL1007, PL2080H(2), PLTDTPM2U2EG List: \$2993

Power Management Leg



Optional Wood Power Management VA Leg
 PLTECVARWLEG Single Leg List \$119
 Available in Modern Walnut, Natural and Newport Gray.

Angled Riser Legs



Typical Configurations



Standard 48" x 60" 2-Person Benching Workstation: PLT2460(2), PLTVALEGMOUNT4860(2), PLTVARWLEG(2), PLTMDB60(2)



Standard 30" x 72" Workstation: PLT3072, PLTVALEGMOUNT2430(2), PLTVARWLEG(2), PLTMDB72



Standard 30" x 72" Workstation: PLT3072, PLTVALEGMOUNT2430, PLTVARWLEG, PLTMDB72, PLTDR2430, PL1012, PL1013, PL110



Standard 144" x 60" 4-Person Benching Workstation: PLT3072(4), PLTVALEGMOUNT4860(2), PLTVARWLEG(2), PLTMDB72(4), PLTEGU4860IL

Signature Wood Leg Collection Component Guide

Main Desk Tops List

PLT2460	60"W x 24"D	\$236
PLT2472	72"W x 24"D	\$252
PLT3048	48"W x 30"D	\$243
PLT3060	60"W x 30"D	\$292
PLT3066	66"W x 30"D	\$313
PLT3072	72"W x 30"D	\$327

Available in Aspen, Modern Walnut, White, Espresso & Newport Gray

Main Desk Beams List

PLTMDB48	For 48" Desktop	\$77
PLTMDB60	For 60" Desktop	\$84
PLTMDB66	For 66" Desktop	\$97
PLTMDB72	For 72" Desktop	\$104

Return Tops List

PLT2436	36"W x 24"D	\$174
PLT2442	42"W x 24"D	\$201
PLT2448	48"W x 24"D	\$225
PLT2460	60"W x 24"D	\$236
PLT2472	72"W x 24"D	\$252

Available in Aspen, Modern Walnut, White, Espresso & Newport Gray

Universal Return Support List

PLTRET SUPPORT	For use with 36", 42" & 48" return top	\$42
----------------	--	------

Heavy Duty Return Support List

PLTRB48	For use with 48" return top	\$97
PLTRB60	For use with 60" return top	\$111
PLTRB66	For use with 66" return top	\$119
PLTRB72	For use with 72" return top	\$126

U-Configuration Support List

PLTUSUPPORT	For use with 42" or 48" Bridge	\$90
-------------	--------------------------------	------

Angled Riser Leg (set of 4 legs) List

PLTAWRLEG	For use with PL1012 & PL1013 storage	\$111
-----------	--------------------------------------	-------

Available in Modern Walnut, Natural and Newport Gray

Lower Desk Riser - Silver or Black List

PLTLDR2430	For use with PLTAWRLEG	\$139 ea
------------	------------------------	----------

Desk Risers - Silver or Black List

PLTDR2430	For 24" or 30" Depth	\$142 ea
-----------	----------------------	----------

Wood VA Legs List

PLTVARWLEG pack		\$139 ea
-----------------	--	----------

Must be used with PLTVALEGMOUNT
 Available in Modern Walnut, Natural & Newport Gray

VA Leg Mount - Silver or Black List

PLTVALEGMOUNT2430	for 24" or 30" deep workstations	\$111 ea
PLTVALEGMOUNT3642	for 36" or 42" deep workstations	\$118 ea
PLTVALEGMOUNT4860	for 48" or 60" deep workstations	\$219 ea

Must be used with PLTVARWLEG

VA Leg Ganging Connector Bracket List

PLTMBMBC	Ganging Bracket for PLTVALEGMOUNT4860	\$49 ea
----------	---------------------------------------	---------

Metal Pedestals - Silver or Black List

CPSBBF	Box/Box/File 15"W x 22"D x 26 1/2"H	\$578
CPSFF	File/File 15"W x 22"D x 26 1/2"H	\$578
CPPCaster	Set of 4 casters	\$34
CPPBF	Mobile Box/File 15"W x 22"D x 22 1/2"H	\$466
CUSH1522	Cushion for CPPBF	\$132

Laminate Pedestals List

PL1007	Mobile Box/File 16"W x 22 1/2"D x 22 1/2"H Available in Aspen, Modern Walnut, Espresso, Newport Gray & White	\$452
CUSH1522	Cushion for PL1007 Available in Red, Green, Orange, Sky Blue, Gray and Visconti Fabric	\$132

Laminate Storage List

PL1012	2 Drawer Personal Cabinet (without top) 36"W x 22"D x 21"H Available in Aspen, Modern Walnut, White, Espresso & Newport Gray	\$821
PL1013	Open Bookcase (without top) 36"W x 22"D x 21"H Available in Aspen, Modern Walnut, White, Espresso & Newport Gray	\$387
CUSH2136	Cushion for PL1012 or PL1013 Available in Red, Green, Orange, Sky Blue, Gray and Visconti Fabric	\$250
PL109	36" File Top (for PL1012 or 1013) Available in Aspen, Modern Walnut, White, Espresso & Newport Gray	\$132
PL110	71" Credenza Top (for PL1012 or 1013) Available in Aspen, Modern Walnut, White, Espresso & Newport Gray	\$201

Hutch List

PL1044OH/PLTLPHS20	71" Open Hutch with 20"H support	\$779
PL1044OH/PLTLPHS27	71" Open Hutch with 27"H support	\$821
PL44LD	2 Laminate Doors for Hutch Available in Aspen, Modern Walnut, White, Espresso & Newport Gray	\$55
PL44LDLOCK	2 Locking Laminate Doors For Hutch Available in Aspen, Modern Walnut, White, Espresso & Newport Gray	\$132
PL44SGD	Aluminum Frame Glass Doors for Hutch	\$207

Metal Personal Drawer - Silver or Black List

PLTPMD	19"W x 10 1/4"D x 2 3/8"H	\$125
--------	---------------------------	-------

Elements Series Power

Performance Furnishings has partnered with ECA to offer full power integration to all Performance desk series. Please contact your Sales Associate for more information or a quote.



Power Block with Receptacles **List**

ECA84AA	Double Sided Power Block	\$90
ECA78MB	Mounting Bracket for Power Block	\$15
ECA84S1BL150	Receptacle 1	\$30
ECA84S2BL150	Receptacle 2	\$30
ECA84S4BL150	Receptacle 4	\$30
ECA84SIGOR150	Isolated Ground Receptacle 3	\$34
ECA8SR	Receptacle Removal Tool	\$11



Starter Harnesses **List**

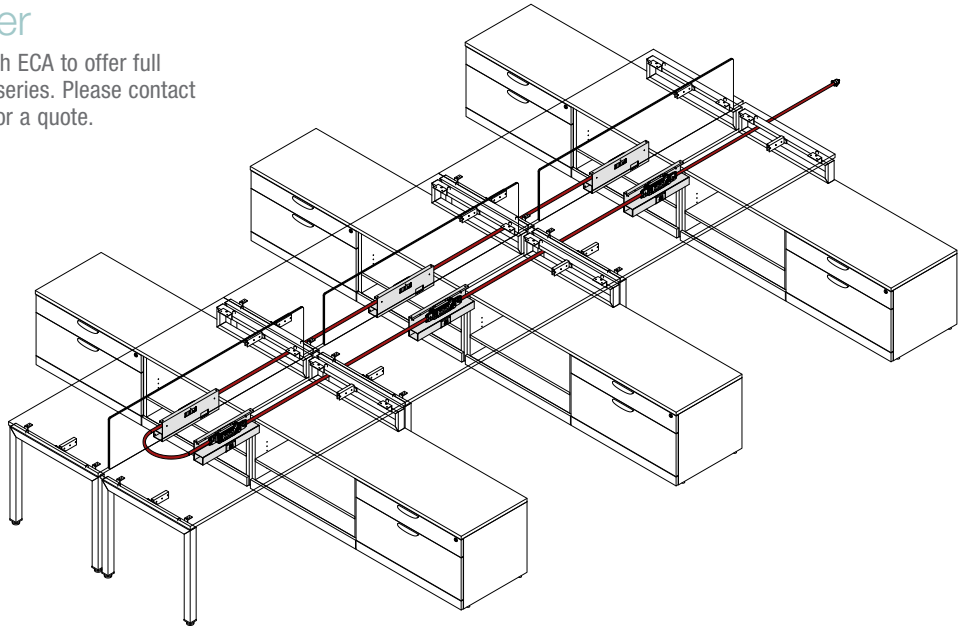
ECA84SB272	Hardwire Starter Harness 72"	\$317
ECA84SB2144	Hardwire Starter Harness 144"	\$504
ECA84FM24	Female/Male Jumper 8 Wire, 4 Circuit System. Must be hardwired by a Licensed Electrician.	\$225



Harnesses **List**

ECA84FF23	Harness - 23"	\$223
ECA84FF35	Harness - 35"	\$251
ECA84FF41	Harness - 41"	\$266
ECA84FF53	Harness - 53"	\$302
ECA84FF64	Harness - 64"	\$331
ECA84FF71	Harness - 71"	\$344

Other sizes available by special order, please call for more information.




Wire Rack
PLTWSINGLE24BLACK List \$49
PLTWDOUBLE24BLACK List \$65



Under Desk Cord Manager
PLTPWM18-BLK 18" List \$32



Metal Channel
PLTPC18BLACK List \$80
Accommodates your own power source or ECA UTD Series



Data Plates
ECAABLAB RJ11/RJ45 List \$209
ECAABLB with 2 RJ45 List \$274
Call for availability

Under Surface Mount Power Center



Under Surface Mount Power Center - Linkable
Compact design mounts under the edge of worksurface. Features 3 power outlets and 2 USB charging ports. 5' power cord, 40" USB cable. Stocked in Black.
Model No. PPBSP3E2UBLK List \$231

Power Modules



Desk Mount Power Module
Linkable - can be mounted above or below worksurface. Features 2 power outlets and 2 USB charging ports. Includes 10' power cord and 6' linking cord. Stocked in White or Black. Model No. PLTDTPM2U2EG List \$323



Conference Power Hub
Features 5 power outlets and 4 USB charging ports. 8' power cord with surge protector. Stocked in White.
Model No. PPD5E4U List \$365



Power Center

Power Center
Fits 2 1/4" Grommet hole. Features 1 power outlet and 1 USB connection with optional data or charge. 5' power cord, 40" USB cable. Stocked in Black.
Model No. PPGEUABLK List \$138

Pull-Out Power Grommet



Pull-Out Power Grommet
Hidden pull-out power center. Fits 2 1/4" Grommet hole. Features 4 power outlets and 2 USB charging ports. 6' heavy duty power cord with surge protector. Stocked in Black. Model No. PPGP04E2UBLK List \$181




INTRODUCING THE EXECUTIVE LAMINATE HEIGHT ADJUSTABLE DESK: Get the executive desk look with today's ergonomic benefits. Performance Electrical Height Adjustable Tables can help promote a healthier and more efficient workplace.

Workstation Shown: PLT3072, PLTHATEP30MOD72, PL112, PL113, PL110, PL10440H/PLTLPHS27, PL44SGD, PLTAP1554S, PLTSDTM List: \$5378

FEATURES

- 3 mil PVC Tough Edge on all exposed edges
- Coordinating or contrasting top and desk base finishes
- Cord management

Available Desk & Top Finishes



Available Electric Base Finishes



Professional installation recommended.



Workstation Shown: PLT3072, PLTHATEP30MOD72, PL145, PL143, PL142, PL114, PL1440H, PL44SGD, PLTAP1554S, PLTSDTM List: \$5180



A. 30" x 72" Worksurface
Model No. PLT3072
Available in Aspen, Espresso, Modern Walnut, Cherry, White, Maple & Newport Gray.
List: \$327

B. Deluxe Electric Height Adjustable Desk Base
PLTHATEP30MOD72
Features 3 stage legs, 2 motors. Height range with top 25.5" to 51". Weight rating 265 lbs. Features anti-collision protection and programmable memory handset. Adjustable glides. Stocked in Black & Silver. Laminate base available in Aspen, Espresso, Modern Walnut, Cherry White & Newport Gray. Height adjustable legs available in Silver & Black. List: \$2133

Coordinates with all Classic & Elements Laminate casegoods see pages 2 - 23

Many other sizes, configurations and finishes are available. Contact your sales representative for details.



THE HUMAN BODY is designed for standing, not sitting. That's why sitting for prolonged periods of time can cause many problems. Muscle strain, neck and back stiffness, and lack of circulation can result in loss of productivity. Performance Electrical Height Adjustable Tables can help promote a healthier and more efficient workplace.

Shown: PLTEAB4872MEDWF24(2)
 PLT2472(2), PL143(2), PL114(2),
 PL1440H(2), PL44LD(2), GBM1769(2)
 List \$7278



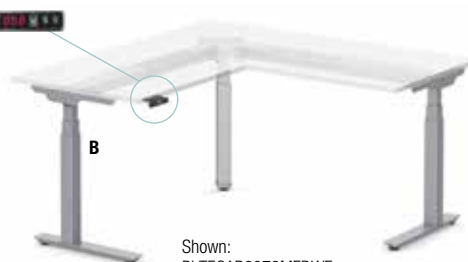
See page 46 for Solero Panels.



Shown: PLTECAB6078MEDWF, PLT3072, PLT2448, PL143, PL166, PL2080H(2),
 PL44SGD(2) List \$4621



Shown:
 PLTEAB4872MEDWF24,
 PLT2472
 List \$1482



Shown:
 PLTECAB6078MEDWF,
 PLT3072, PLT3048
 List \$2495



Shown: PLTEAB4872E2S2M-24
 PLT2472 List \$1207



Electrical height adjustable tables shown with coordinating Elements Series components.



Shown: PLTEAB4872MEDWF24(6), PLT3060(6), PLTAP1554S(6), PLTSBUDMSGSL(6), CPPBF(6), CUSH1522(6) List \$14,502

Electrical Height Table Bases

A. Deluxe Electric Height Adjustable Table Base

Features 3 stage legs, 2 motors. Height range with top 25.5" to 51". Accommodates 48" wide to 72" wide tops. Weight rating 265 lbs. Features anti-collision protection and programmable memory handset. Adjustable glides. Stocked in Black and Silver.

PLTEAB4872MEDWF24

For use with 24" or 30" depth tops List \$1230

B. Deluxe Electric Height Adjustable Corner Table Base

Features 3 stage legs, 3 motors. Height range with top 25.5" to 51". Accommodates 60" wide to 78" wide tops. Weight rating 330 lbs. Features anti-collision protection and programmable memory handset. Adjustable glides. Stocked in Black and Silver.

PLTECAB6078MEDWF

For use with 24" or 30" depth tops List \$1925

C. NEW! Standard Electric Height Adjustable Table Base

Features 2 stage legs, 2 motors. Height range with top 28" to 45". Accommodates 48" wide to 72" wide tops. Weight rating 175 lbs. Features anti-collision protection and basic up/down control. Adjustable glides. Stocked in Black and Silver.

PLTEAB4872E2S2M-24

For use with 24" or 30" depth tops List \$955


Available Base Finishes



Standard Laminate Tops

Model#	Description	List
PLT2448	24" x 48"	\$225
PLT2460	24" x 60"	\$236
PLT2472	24" x 72"	\$252
PLT3048	30" x 48"	\$243
PLT3060	30" x 60"	\$292
PLT3066	30" x 66"	\$313
PLT3072	30" x 72"	\$327

Available Standard Top Finishes





Classic Laminate Series
See pages 2-12


PERFORMANCE PRODUCTS are not just for the corporate office. Many small scale options for the home office can be configured through a wide variety of collections.

Shown: PL105, PL166, PL175, PLPULL-RBK(5) List \$1612

FEATURES


- 3 mil PVC Tough Edge on all exposed edges
- Top quality Steel Ball Bearing Drawer Slides
- Core removable locks and leveling glides included

Available Finishes



Signature Metal Leg Collection
See pages 28-30

Shown: PLT2442, PLTVALEGMOUNT2430(2), PLTVAMETLEG(2), PL1007 List \$1091




Height Adjustable Desk
See pages 38-39

Shown: PLT2460, PLTEAB4872MEDWF24, PL1007 List \$1918



Elements Collection
See pages 16-25

Shown: PL156, PLT3072, PLTLEGU30, PLTBKDK30, PLTRETSSUPPORT List \$1121



Classic Laminate Series
See pages 2-12

Shown: PL182L/R, PL192, PL166, PL1440H, PL44LD, GBM1769WHITE, PLPULL-RBK(3) List \$2258



Signature Wood
Leg Collection
See pages 32-35

Shown: PLT2460, PL166, PLTVALEGMOUNT2430, PLTVARWLEG, PLTRETSSUPPORT, PL2080H, PL44SGD List \$1628



Classic Laminate Series
See pages 2-12

Shown: PL102, PL166, PL175, PLPULL-RSI(5) List \$1581

Many other sizes, configurations and finishes are available. Contact your sales representative for details.



Compact Metal Pedestals



Metal Pedestal for Height Adjustable Table

Features two USB Charging Ports
CMPBF/CMP-HBUSB
Available in Silver or Black
10"W x 20.25"D List \$616

Free Standing Metal Pedestal with Gray Cushion

CMPBF/CUSH1019
10"W x 20.25"D x 23.5"H
Available in Silver or Black.
List \$595

Optional Casters
Model No. CPPCaster
List \$34



Modesty Panels




Perforated Metal Modesty Panels

MMP1865PERF-SI 65"W x 18"H
to fit 72" wide Workstations List \$162
MMP1853PERF-SI 53"W x 18"H
to fit 60" wide Workstations List \$149

Acrylic Modesty Screen

PLTAP1524S	24"W x 15"H	\$159
PLTAP1530S	30"W x 15"H	\$172
PLTAP1536S	36"W x 15"H	\$180
PLTAP1542S	42"W x 15"H	\$188
PLTAP1548S	48"W x 15"H	\$201
PLTAP1554S	54"W x 15"H	\$216
PLTAP1566S	66"W x 15"H	\$236





OUR PRIVACY SCREENS/MODESTY PANELS can be mounted above or below most worksurfaces with our designer mounting bracelets. Acrylic and fabric options to suit the modern environment.

Fabric Panel Finishes



Your choice of Magnetic Glass, Frosted Acrylic, Clear Acrylic or Fabric.



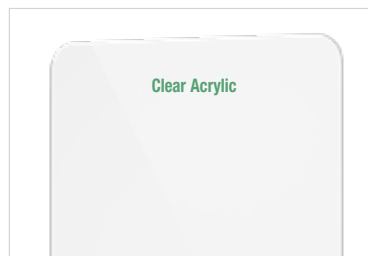
15" High Magnetic Glass Privacy Screens
Can be mounted above worksurface only

PLTGP1524S	24"W x 15"H	\$211
PLTGP1542S	42"W x 15"H	\$362
PLTGP1548S	48"W x 15"H	\$385
PLTGP1554S	54"W x 15"H	\$448




15" High Frosted Acrylic Privacy Screens
Can be mounted above or below worksurface

PLTAP1524S	24"W x 15"H	\$159
PLTAP1530S	30"W x 15"H	\$172
PLTAP1536S	36"W x 15"H	\$180
PLTAP1542S	42"W x 15"H	\$188
PLTAP1548S	48"W x 15"H	\$201
PLTAP1554S	54"W x 15"H	\$216
PLTAP1566S	66"W x 15"H	\$236



24" High Clear Acrylic Privacy Screens
To be mounted above worksurface. Must be used with PLTSBUDMSGSL or PLTSBUDMDUAL Mounting Brackets.

PLTAP2424SCLR	24"W x 24"H	List \$182
PLTAP2430SCLR	30"W x 24"H	List \$196
PLTAP2436SCLR	36"W x 24"H	List \$221
PLTAP2460SCLR	60"W x 24"H	List \$304
PLTAP2472SCLR	72"W x 24"H	List \$344



Fabric Privacy Dividers
Can be mounted above or below worksurface

PLTFFP1542	42"W x 15"H	\$130
PLTFFP1548	48"W x 15"H	\$151
PLTFFP1554	54"W x 15"H	\$173

Available in Lime Green, Sky Blue, Red, Orange & Gray

Panel Mounting Brackets


To be used with 1" thick worksurfaces. Available in Silver or Black.

- | | | |
|-----------------|--|------|
| A. PLTSDTM | Universal Desk Mount Screen Bracket (pair)
Can be mounted in any position, above or below worksurface | \$63 |
| B. PLTSBUDMSGSL | Edge Mount Screen Bracket (pair)
Can be used above or below worksurface | \$81 |
| C. PLTSBUDMDUAL | Dual Desk Mount Screen Bracket (pair)
To be used for a single privacy panel between two shared worksurfaces | \$81 |



Free Standing Clear Acrylic Screen

PFSASC3030
30"W x 30"H
List \$192



Mobile Privacy Screen
PP3663SICHARCLR
36"W x 63"H
List \$844



EFFECTIVE TIME MANAGEMENT often requires a delicate balance between privacy and interaction with colleagues. Borders can be retrofitted to most Performance laminate work stations in a manner that allows you to define your workspace the way you want. Whether you choose 24" or 36" high panels for complete privacy, 12" panels for moderate privacy or transaction tops for reception areas Borders has a solution that will work for you and your colleagues. Contact a sales representative for further information.

FEATURES

- Modular panel system that can be retrofitted to most Performance laminate workstations
- Ideal for creating partitions between colleagues and reception station
- Available in glazed acrylic or fabric panels
- Economical, versatile and stylish


Available Finishes



Available Panel Frame & Post Finishes



Available Panel Material



Workstation Shown: PL182L/R, PL192, PL166, PB-P12(3), PB2-SILV1271ACRYL(2), PB-TC71R, PB-TC71L, EZ0036
List \$2864



Accessory Tray

Available in Silver.
Model No. PLTAT List \$72



Pen Holder

Available in Silver.
Model No. PLTPH List \$36



Workstation Shown: PL182L/R(4), PL192(4), PL166(4), PB-P24(8), PB-P12(8), PB2-SILV1236ACRYL(12)
List: \$9420

Many other sizes, configurations and finishes are available. Contact your sales representative for details.



24" High Clear Acrylic Protective Screens

Features 4" pass-thru



Workstation Shown: PLT3072, PLT2448, PLTLEGU30(2), PLTLEGU24, PLTMDB72, PLTRETSSUPPORT, CPSBBF(2), PB-P24(7), PB2-SILV2071ACRCLR, PB2-SILV2048ACRCLR, PB2-SILV2030ACRCLR(2), PB2-SILV2024ACRCLR List: \$4771

DESK MOUNTED PANELS | **PANELS**

Acrylic Panels with Black Frame

Product	Dimensions	List
PB2-BLK1224ACRYL	24"W x 12"H w/Filler Panel	\$105
PB2-BLK1230ACRYL	30"W x 12"H w/Filler Panel	\$126
PB2-BLK1236ACRYL	36"W x 12"H w/Filler Panel	\$147
PB2-BLK1242ACRYL	42"W x 12"H w/Filler Panel	\$171
PB2-BLK1248ACRYL	48"W x 12"H w/Filler Panel	\$197
PB2-BLK1260ACRYL	60"W x 12"H w/Filler Panel	\$242
PB2-BLK1266ACRYL	66"W x 12"H w/Filler Panel	\$261
PB2-BLK1271ACRYL	71"W x 12"H w/Filler Panel	\$285

Acrylic Panels with Silver Frame

Product	Dimensions	List
PB2-SILV1224ACRYL	24"W x 12"H w/Filler Panel	\$105
PB2-SILV1230ACRYL	30"W x 12"H w/Filler Panel	\$126
PB2-SILV1236ACRYL	36"W x 12"H w/Filler Panel	\$147
PB2-SILV1242ACRYL	42"W x 12"H w/Filler Panel	\$171
PB2-SILV1248ACRYL	48"W x 12"H w/Filler Panel	\$197
PB2-SILV1260ACRYL	60"W x 12"H w/Filler Panel	\$242
PB2-SILV1266ACRYL	66"W x 12"H w/Filler Panel	\$261
PB2-SILV1271ACRYL	71"W x 12"H w/Filler Panel	\$285

Fabric Panels with Black Frame

Product	Dimensions	List
PB2-BLK1224VISC311	24"W x 12"H w/Filler Panel	\$105
PB2-BLK1230VISC311	30"W x 12"H w/Filler Panel	\$126
PB2-BLK1236VISC311	36"W x 12"H w/Filler Panel	\$147
PB2-BLK1242VISC311	42"W x 12"H w/Filler Panel	\$171
PB2-BLK1248VISC311	48"W x 12"H w/Filler Panel	\$197
PB2-BLK1260VISC311	60"W x 12"H w/Filler Panel	\$233
PB2-BLK1266VISC311	66"W x 12"H w/Filler Panel	\$261
PB2-BLK1271VISC311	71"W x 12"H w/Filler Panel	\$285

Fabric Panels with Silver Frame

Product	Dimensions	List
PB2-SILV1224VISC311	24"W x 12"H w/Filler Panel	\$105
PB2-SILV1230VISC311	30"W x 12"H w/Filler Panel	\$126
PB2-SILV1236VISC311	36"W x 12"H w/Filler Panel	\$147
PB2-SILV1242VISC311	42"W x 12"H w/Filler Panel	\$171
PB2-SILV1248VISC311	48"W x 12"H w/Filler Panel	\$197
PB2-SILV1260VISC311	60"W x 12"H w/Filler Panel	\$233
PB2-SILV1266VISC311	66"W x 12"H w/Filler Panel	\$261
PB2-SILV1271VISC311	71"W x 12"H w/Filler Panel	\$285

Clear Acrylic Panels

Stocked in Black and Silver

Product	Dimensions	List
PB2-2024ACRCLR	24"W x 20"H w/Filler Panel	\$123
PB2-2030ACRCLR	30"W x 20"H w/Filler Panel	\$150
PB2-2036ACRCLR	36"W x 20"H w/Filler Panel	\$174
PB2-2042ACRCLR	42"W x 20"H w/Filler Panel	\$201
PB2-2048ACRCLR	48"W x 20"H w/Filler Panel	\$227
PB2-2060ACRCLR	60"W x 20"H w/Filler Panel	\$278
PB2-2066ACRCLR	66"W x 20"H w/Filler Panel	\$304
PB2-2071ACRCLR	71"W x 20"H w/Filler Panel	\$324

Divider Posts

Stocked in Black and Silver

Product	Dimensions	List
PBP12	Divider/Support Post 12"H	\$111
PBP24	Divider/Support Post 24"H	\$181
PBP36	Divider/Support Post 36"H	\$302

Mounting Accessories

Stocked in Black and Silver

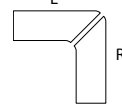
Product	Dimensions	List
PBPOFFCLAMPPR	Post Clamp Mount (pair)	\$50
PBPPLATE	Post Plate Mount	\$23

Straight Transaction Tops

Product	Dimensions	List
PBTR24	12" x 24"	\$101
PBTR30	12" x 30"	\$107
PBTR36	12" x 36"	\$120
PBTR42	12" x 42"	\$139
PBTR48	12" x 48"	\$167
PBTR60	12" x 60"	\$175
PBTR66	12" x 66"	\$181
*PBTR71	12" x 71"	\$197

*Also available in White.

Corner Transaction Tops



Product	Dimensions	List
*PBTC36L/R	12" x 36" Specify L or R	\$142
*PBTC42L/R	12" x 42" Specify L or R	\$193
*PBTC66L/R	12" x 66" Specify L or R	\$216
*PBTC71L/R	12" x 71" Specify L or R	\$236

*Sold individually - 2 tops needed to complete corner



Workstation Shown: PL182L/R(2), PL192(2), PL166(2), PB-P12(6), PB-P24(5), PB2-BLK1236ACRYL(3), PB2-BLK1236VISC311(6), EZ0036(2) List \$5872



Workstation Shown: PL182L/R(4), PL192(4), PL166(4), PB-P12(8), PB-P24(8), PB2-SILV1236ACRYL(12) List \$9420



Workstation Shown: PL182L/R(2), PL192(2), PL166(2), PB-P12(2), PB-P24, PB-P36(8), PB2-SILV1236ACRYL(6), PB2-SILV1236VISC311(9), PB-TR36, EZ0036(2). List \$8122



SPACEMAX IS AN AFFORDABLE, heavy duty commercial grade panel system to be used as room dividers or in desk wrap applications. Easy to install, easy to reconfigure and a stylish contemporary design make SpaceMax a welcome addition to any office environment.

FEATURES

- 2 1/4" thick Aluminum frame construction provides outstanding strength and durability
- Installation and reconfigurations are quick and easy with SpaceMax's EZLOCK connection system
- Stylish contemporary design
- Stocked in upgraded designer fabric



SpaceMax's 2 1/4" Aluminum frame provides outstanding strength and durability.



Installation and reconfigurations are easy with SpaceMax's EZLOCK connection system.



Featuring a stylish contemporary trim, SpaceMax is a welcome addition to any office environment.



Upholstered Panels

Model #	Description	List
SP6624	24"W x 66"H	\$385
SP6630	30"W x 66"H	\$421
SP6636	36"W x 66"H	\$459
SP6642	42"W x 66"H	\$501
SP6648	48"W x 66"H	\$527
SP6660	60"W x 66"H	\$609
SP6672	72"W x 66"H	\$744
SP4224	24"W x 42"H	\$340
SP4230	30"W x 42"H	\$355
SP4236	36"W x 42"H	\$378

Glazed VIEW-through Panels

Model #	Description	List
SPG6624	24"W x 66"H	\$452
SPG6630	30"W x 66"H	\$487
SPG6636	36"W x 66"H	\$536

Accessories

Model #	Description	List
SP2-42	2 Way Corner Connector 42"	\$72
SP2-66	2 Way Corner Connector 66"	\$104
SP3-42	3 Way T Connector 42"	\$86
SP3-66	3 Way T Connector 66"	\$132
SP4-42	4 Way + Connector 42"	\$86
SP4-66	4 Way + Connector 66"	\$132
SPCAP-24	End Cap for Panel	\$18
SPCAP-42	End Cap for Panel	\$27
SPCAP-66	End Cap for Panel	\$38
SPPG-24	End Cap for Post	\$15
SPBASE	Support Foot (Sold Individ.)	\$57
SPWM-42	Wall Mount Kit	\$68
SPWM-66	Wall Mount Kit	\$100
SPTB	Panel Tie Bracket	\$9



Magnetic Glass Dry Erase Boards

Magnetic Glass Dry Erase Boards with mounting hardware are a great solution for your office and conferencing needs.

A. GBM1769WHITE
17" x 69" List \$275

B. GBM2436WHITE
Includes Pen Rail
24" x 36" List \$238

C. GBM3648WHITE
Includes Pen Rail
36" x 48" List \$306



Mobile Magnetic Glass White Board

MGWB3665SILV
33"W x 66"H
List \$1530



Mobile White Board

MWB3366SI
33"W x 66"H
List \$1331

MWBGHSI
Ganging Hardware
List \$36





IDEAL FOR CLASSROOM, MEETING and institutional applications, these heavy duty flip top tables provide flexibility and convenience at an outstanding price. Featuring a quick response lever and locking casters these tables are designed so they may be nested together for easy storage. Tops are available in a variety of finishes; bases available in black and titanium.

Shown: PLT3060(5), PTLF-60(5)
List \$4970



PLT3060, PTLF-60 List \$736



PLT3072, PTLF-72, PTLFMOD-72 List \$856

Laminate Tops

Model#	Description	List
PLT2448	24" x 48"	\$225
PLT2460	24" x 60"	\$236
PLT2472	24" x 72"	\$252
PLT3048	30" x 48"	\$243
PLT3060	30" x 60"	\$292
PLT3072	30" x 72"	\$327

Bases

Model #	Description	List
PTLF-48	for use with 48" top	\$675
PTLF-60	for use with 60" top	\$702
PTLF-72	for use with 72" top	\$730


Modesty Panels

Model #	Description	List
PTLFMOD-48	for 48" base	\$81
PTLFMOD-60	for 60" base	\$89
PTLFMOD-72	for 72" base	\$99

Available Top Finishes



Available Base Finishes



Ganging Hardware



PLT-GC \$23

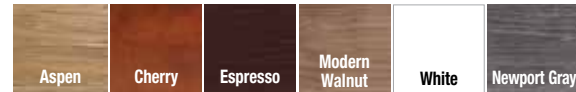


LOOKING FOR AN ECONOMICAL solution to address your boardroom, training and seminar needs? Then meet Flextables. Flextables are an affordable, highly modular system of freestanding and connecting tables which can be linked together to address all your meeting room needs. Features contemporary color laminates with 3mil Dura-Edge detailing. These tables not only provide flexibility and durability but will bring style and warmth to the workplace. Available in a variety of laminate finishes and leg options.

FEATURES

- 3mil Dura-Edge detailing
- T-Leg or Post Leg
- Modular and linkable
- Expandable

Available Top Finishes



Flextables Component Guide

Rectangular Tops

PLT2436	24"D x 36"W	\$174
PLT2442	24"D x 42"W	\$201
PLT2448	24"D x 48"W	\$225
PLT2460	24"D x 60"W	\$236
PLT2472	24"D x 72"W	\$252
PLT3048	30"D x 48"W	\$243
PLT3060	30"D x 60"W	\$292
PLT3066	30"D x 66"W	\$313
PLT3072	30"D x 72"W	\$327

Stiffener


For use with 60" & 72" tops
 PLT60MS \$46 PLT72MS \$57

Ganging Hardware

PLT-GC 1pk \$31

Caster Set

PLTCS \$14
 (1 locking/1 standard for PLT-TLEG24 & 30)



T-Leg



Square Post Leg



Round Post Leg



T-Legs - Single

PLT-TLEG24
 T-Leg For 24"D Tables \$188
 PLT-TLEG30
 T-Leg For 30"D Tables \$207



Square Post Legs

PLT-SQPOSTLEGAIR
 Square Offset Post Leg (Pair)
 Black or Silver \$161



Round Post Legs

PLTLEG-P
 Post Leg (Pair)
 Black or Silver \$161



FEATURES

- Wood construction with laminate finish
- Basic concept at fantastic value
- Enduring quality and beauty

ATTRACTIVE AND DURABLE laminate surfaces with PVC DuraEdge detail make these gathering tables perfect for any application. Standard 42"H.

Gathering Work Tables: PLT3072, PLTEP4130, PLTMOD4172 List \$901 each (4 shown)

Available Top Finishes



Workstation Shown:
PLT3060, PLTEP4130
PLTMOD4160 List \$866



Gathering Work Tables: PLT3072, PLTEP4130, PLTMOD4172 List \$901 each (4 shown)



Gathering Work Tables: PLT3060(6), PLTLEGU6041H(2), PLTLEGU4860IL41(2), PLMTDB60(9), PLTCBB(5) List \$3611 each (3 shown)

A. Laminate Table Tops

Model#	Description	List
PLT2448	24" x 48"	\$225
PLT2460	24" x 60"	\$236
PLT2472	24" x 72"	\$252
PLT3048	30" x 48"	\$243
PLT3060	30" x 60"	\$292
PLT3066	30" x 66"	\$313
PLT3072	30" x 72"	\$327

B. Tall U Leg - Silver

Model#	Description	List
PLTLEGU2441H	24"W x 41"H	\$201
PLTLEGU3041H	30"W x 41"H	\$216
PLTLEGU4841H	48"W x 41"H	\$333
PLTLEGU6041H	60"W x 41"H	\$369
PLTLEGU4860IL41	Benching Inset Leg 41"H	\$591

C. Main Desk Beams

Model#	Description	List
PLTMDB48	For 48" Table Top	\$77
PLTMDB60	For 60" Table Top	\$84
PLTMDB66	For 66" Table Top	\$97
PLTMDB72	For 72" Table Top	\$104

D. Connector Beam Brackets (pair)

Model#	Description	List
PLTCBB	Required for each table top beam support	\$90

E. Square Laminate Table with Tall Cube Base

Model #	Description	List
PL139T/PLCUBED2040	48"W x 48"D x 42"H	\$834

Available in Aspen, Espresso, Modern Walnut, Newport Gray, Cherry, Mahogany & White in matching or contrast combinations.



Gathering Work Tables: PLT3072(2), PLTLEGU3041H(4), PLTMDB72(4), PLTCBB(4) List \$2294 each (4 shown)



Cube Base Gathering Table: PL139T/PLCUBED2040(3) List \$2502



FEATURES

- Wood construction with laminate finish
- Attractive Brush Steel Base
- Enduring quality and beauty

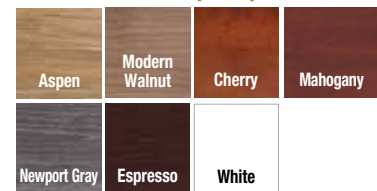
ATTRACTIVE AND DURABLE laminate surfaces with PVC DuraEdge detail make these conference tables perfect for any application. All tables come with standard grommet.

Palmer House Conference Table
PL236BTB32 List \$2070



Palmer House Conference Table PL238BTB32 List \$3420

Available Boat Shape Top Finishes



Boat Shaped Laminate Conference Tables with Palmer House Brushed Steel Bases

Model #	Description	List
PL236BTB32	95"W x 33-44"D	\$2070
PL237BTB32	120"W x 33-48"D	\$3090
PL238BTB32	144"W x 33-48"D	\$3420
PL168BS-BTB32	168"W x 33-48"D	\$4199
PL192BS-BTB32	192"W x 33-48"D	\$4528
PL216BS-BTB32	216"W x 33-48"D	\$5308
PL240BS-BTB32	240"W x 33-48"D	\$5639



FEATURES

- Wood construction with laminate finish
- Basic concept at fantastic value
- Enduring quality and beauty

ATTRACTIVE AND DURABLE laminate surfaces with PVC DuraEdge detail make these conference tables perfect for any application. Standard 29.5”H.

Cube Base Conference Table
PL139T/PLCUBED20(3) List \$2172



PL237CUBE List \$1550



PL139T/PLCUBED20 List \$724

Available Square Top & Cube Base Finishes

Aspen	Modern Walnut	Cherry	Espresso
Newport Gray	White	Mahogany	

Available Boat Shape Top Finishes

Aspen	Modern Walnut	Cherry	Espresso
Newport Gray	White	Mahogany	

A. Square Laminate Conference Table with Cube Base

Model #	Description	List
PL139T/PLCUBED20	48”W x 48”D	\$724

B. Boat Shaped Laminate Conference Tables with Cube Bases

Model #	Description	List
PL236CUBE	95”W x 33-44”D	\$1154
PL237CUBE	120”W x 33-48”D	\$1550
PL238CUBE	144”W x 33-48”D	\$2051
PL168BSCUBE	168”W x 33-48”D	\$2267
PL192BSCUBE	192”W x 33-48”D	\$2774
PL216BSCUBE	216”W x 33-48”D	\$2990
PL240BSCUBE	240”W x 33-48”D	\$3490



Cube Base Conference Table PL139T/PLCUBED20(2) List \$1448



1 1/2"
Thick Top & 3 mil
PVC Dura Edge

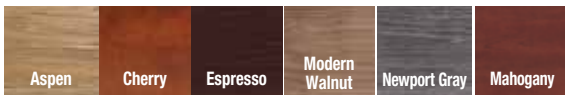
FEATURES

- Wood construction with laminate finish
- Basic concept at fantastic value
- Enduring quality and beauty

ATTRACTIVE AND DURABLE laminate surfaces with PVC DuraEdge detail make these conference tables perfect for any application. All tables come with standard grommet.

Boat Shaped Conference Table with Power Modules.
PL192BS, PLTBPOWER(3) List \$4506

Available Racetrack Finishes



Available Boat Shaped Finishes



Boat Shape Conference Table with Silver Accent Bases and Power Module PL236SAB, PLTBPOWER List \$2040



Boat Shape Conference Table PL236 List \$1035



Racetrack Conference Table PL137 List \$1272



Racetrack Conference Table with Silver Accent Bases and Power Module: PL136SAB, PLTBPOWER List \$1915



Laminated Racetrack Conference Table: PL168RT List \$2066

A. Racetrack Laminated Conference Tables

Model #	Description	List
PL135	71"W x 35"D	\$608
PL136	95"W x 44"D	\$905
PL137	120"W x 48"D	\$1272
PL138	144"W x 48"D	\$1704
PL168RT	168"W x 48"D	\$2066
PL192RT	192"W x 48"D	\$2344
PL216RT	216"W x 48"D	\$2704
PL240RT	240"W x 48"D	\$2990

Available in Aspen, Cherry, Espresso, Newport Gray, Mahogany & Modern Walnut

B. Racetrack Laminated Conference Tables with Accent Bases

Model #	Description	List
PL136SAB	95"W x 44"D	\$1245
PL137SAB	120"W x 48"D	\$1613
PL138SAB	144"W x 48"D	\$2218

Available in Espresso, Newport Gray & Modern Walnut with Silver Accent Base. Available in Aspen & Mahogany with Black Accent Base.

C. Boat Shaped Laminated Conference Tables

Model #	Description	List
PL235	71"W x 35"D	\$696
PL236	95"W x 33-44"D	\$1035
PL237	120"W x 33-48"D	\$1411
PL238	144"W x 33-48"D	\$1856
PL168BS	168"W x 33-48"D	\$2211
PL192BS	192"W x 33-48"D	\$2496
PL216BS	216"W x 33-48"D	\$2843
PL240BS	240"W x 33-48"D	\$3135

Available in Aspen, Cherry, Espresso, Modern Walnut, White, Mahogany & Newport Gray

D. Boat Shaped Laminated Conference Tables with Accent Bases

Model #	Description	List
PL236SAB	95"W x 33-48"D	\$1370
PL237SAB	120"W x 33-48"D	\$1773
PL238SAB	144"W x 33-48"D	\$2441

Available in Espresso, Newport Gray & Modern Walnut with Silver Accent Base. Available in Aspen & Mahogany with Black Accent Base.

E. Magnetic Glass Dry Erase Boards

Model #	Description	List
GBM2436WHITE	24"W x 36"H	\$238
GBM3648WHITE	36"W x 48"H	\$306



Power Module

Features 2 USB charging ports, 1 USB 3.0 data port, 1 HDMI 2.0 port, 1 RJ45 cat 6 data port, 1 RJ11 phone port and 2 power outlets. Available in Silver or Black. PLTBPOWER List \$670



Conference Power Hub

Features 5 power outlets and 4 USB charging ports. 8' power cord with surge protector. Stocked in White. Model No. PPD5E4U List \$365




FEATURES

- Wood or metal leg options
- Modern design at fantastic value
- Simple, contemporary & affordable

ATTRACTIVE AND DURABLE laminate surfaces with PVC DuraEdge detail featuring wood or metal legs, make these conference tables perfect for any application. All tables come with standard grommet.

Boat Shape Conference Table with Wood VA Legs and Power Modules:
PL238-VAWOOD, PLTBPOWER(2)
List \$3821

Available Boat Shaped Finishes



Boat Shape Conference Tables with Wood VA Legs List

PL236-VAWOOD	95"W x 44"D	\$1272
PL237-VAWOOD	120"W x 48"D	\$2176
PL238-VAWOOD	144"W x 48"D	\$2481
PL168BS-VAWOOD	168"W x 48"D	\$3148
PL192BS-VAWOOD	192"W x 48"D	\$3486

Tops available in Aspen, Modern Walnut, White, Cherry, Espresso, Mahogany and Newport Gray
Legs available in Modern Walnut, Natural and Newport Gray
Leg Mounts available in Black or Silver

Boat Shape Conference Tables with Metal VA Legs List

PL236-VAMETAL	95"W x 44"D	\$1215
PL237-VAMETAL	120"W x 48"D	\$2091
PL238-VAMETAL	144"W x 48"D	\$2402
PL168BS-VAMETAL	168"W x 48"D	\$3035
PL192BS-VAMETAL	192"W x 48"D	\$3372

Tops available in Aspen, Modern Walnut, White, Cherry, Mahogany, Espresso and Newport Gray
Legs available in Black or Silver

Metal Leg Options



Black VA Leg Silver VA Leg

Wood Leg Options



Modern Walnut with Black or Silver Mount Natural with Black or Silver Mount Newport Gray with Black or Silver Mount

Wood Leg Mount Options



Black Mount Silver Mount



Boat Shape Conference Table with Metal VA Legs:
PL236-VAMETAL List \$1215



Boat Shape Conference Table with Metal VA Legs: PL192BS-VAMETAL List \$3372



Boat Shape Conference Table with Wood VA Legs and Power Modules: PL168BS-VAWOOD, PLTBPOWER(3) List \$5158

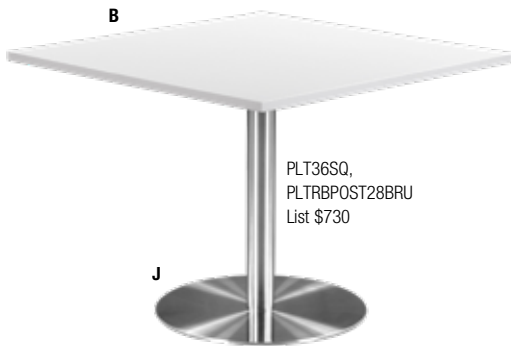
Many other sizes, configurations and finishes are available. Contact your sales representative for details.



FEATURES

- Wood construction with laminate finish
- Basic concept at fantastic value
- Enduring quality and beauty

PERFORMANCE TABLE TOPS are constructed using the highest quality thermally fused Melamine Laminates and edged with 3 mil PVC Tough Edge providing unparalleled durability and beauty.




PLT36SQ,
PLTRBPOST28BRU
List \$730



PLT42R,
PLTWXB36/42
List \$444



PLT36R,
PLTWXB36/42
List \$386



PLT36R, PLTRBPOST41BRU List \$797



PLT36R, PLTXBM3341
List \$564



PLT30R,
PLTRBPOST28BRU
List \$688

Choose Your Top



A. Round Tops	List
PLT30R 30" Round Top	\$193
PLT36R 36" Round Top	\$258
PLT42R 42" Round Top	\$316



B. Square Top	List
PLT36SQ 36" Square Top	\$235




C. Half Boat Shape Tops	List
PL237THALF 48" x 60"	\$514
PL238THALF 48" x 72"	\$667



D. Rectangular Tops	List
PLT2436 24" x 36"	\$174
PLT2442 24" x 42"	\$201
PLT2448 24" x 48"	\$225
PLT2460 24" x 60"	\$236
PLT2472 24" x 72"	\$252
PLT3048 30" x 48"	\$243
PLT3060 30" x 60"	\$292
PLT3066 30" x 66"	\$313
PLT3072 30" x 72"	\$327

Available Top Finishes



Choose Your Base



E. Double Square Brushed Metal Bases	List
PLTBTB32ABRU 31.5"W x 16"D x 28.5"H Accommodates PLT tops: 2448, 2460, 2472, 3048, 3060, 3066, 3072	\$703

F. Square Brushed Metal Bases	List
PLTSQPOST19BRU 23" Base/19"H Fits 24", 30", 36" & 42" Round Tops or 36" Square Tops for Cafe Style Table	\$490
PLTSQPOST28BRU23" Base/28.5"H Fits 24", 30", 36" & 42" Round Tops or 36" Square Tops	\$506
PLTSQPOST41BRU 23" Base/41"H Fits 24", 30", 36" & 42" Round Tops or 36" Square Tops for Cafe Style Table	\$551

G. Laminate Cross Bases	List
Not available in White. PLWXB36/42 28"H Fits 36" & 42" Round Tops	\$128

H. V-Leg Base – Silver	List
PLTVLEGR 33" Spread/28"H Fits up to 42" Round Tops (includes 3 legs)	\$290

I. Metal Cross Bases	List
PLTXBM 24 Black/24" Spread/28.5"H Fits 30" & 36" Round & Square Tops	\$258
PLTXBM 33 Black/33" Spread/28.5"H Fits 42" Round Tops	\$270
PLTXBM 3341 Black 33" Spread/41"H Fits 36" & 42" Round Tops or 36" Square Tops for Cafe Style Table	\$306

J. Round Brushed Metal Bases	List
PLTRBPOST19BRU 23" Base/19"H Fits 24", 30", 36" & 42" Round Tops or 36" Square Tops for Cafe Style Table	\$479
PLTRBPOST28BRU 23" Base/28.5"H Fits 24", 30", 36" & 42" Round Tops or 36" Square Tops for Cafe Style Table or as a Pair for 60" and 72" Wide Rectangular Tops	\$495
PLTRBPOST41BRU 23" Base/41"H Fits 24", 30", 36" & 42" Round Tops or 36" Square Tops for Cafe Style Table or as a Pair for 60" and 72" Wide Rectangular Tops	\$539



FEATURES

- Clear tempered 10mm glass tops
- Sleek heavy duty brushed steel bases
- 2 top sizes and 3 heights available

CONTEMPORARY STYLING make these clear glass-top tables at home in both conference and café settings alike. Tops feature attractive brushed steel post adapter.



Café Height Glass Top Table: 36"D x 41.5"H: PGT36RCLEAR, PLTXBASE30BRU, PLTXBPOST41BRU List \$1300



Glass Top Table: 24"D x 19.5"H: PGT24RCLEAR, PLTXBASE23BRU, PLTXBPOST19BRU List \$984



Also Available with Laminate Tops
See Page 59

**A. Round Clear Glass Table
Tops with Post Adapter**

PGT24RCLEAR 24" Round Top List \$363
PGT36RCLEAR 36" Round Top List \$489

**B. 4-Prong Brushed Steel Heavy Duty
Bases with Top Mount Plate**

PLTXBBASE23BRU 23" Spread List \$479
for use with 24" round top
PLTXBBASE30BRU 30" Spread List \$579
for use with 36" round top

C. Brushed Steel Table Posts

For use with 23" spread or 30" spread 4-Prong
Brushed Steel Heavy Duty Bases

PLTXPOST19BRU 19.5" H List \$142
PLTXPOST28BRU 28.5" H List \$165
PLTXPOST41BRU 41.5" H List \$232

Premium Pedestals

- All drawers on easy rolling ball-bearing suspension
- Heavy gauge steel
- Locking drawers
- Attractive full pull handles
- Double wall fronts
- Full suspension file drawers
- Meets ANSI / BIFMA Specifications


Locking File/File Pedestal
15"W x 22"D x 26 1/2"H
Available in Silver and Black.
Model No. CPSFF
List \$578



Top Quality Full Extension Drawer Slides

Optional Casters
Model No. CPPCASTER
List \$34

Available Finishes




Locking Box/Box/File
15"W x 22"D x 26 1/2"H
Available in Silver and Black.
Model No. CPSBBF
List \$578



Locking Mobile Box/File with Casters
15"W x 22"D x 22 1/2"H
Available in Silver and Black.
Model No. CPPBF
List \$466



Available Finish



Metal Pedestals 27 5/8" H
Box/Box/File Pedestal
FS22-BBF 16"W x 22"D x 27 5/8"H
List \$537

Optional Casters
CPPCASTER Set of 4 casters
List \$34

Keys-to be keyed alike in field
FS-MASTERKEY List \$41
FS-CHANGEKEY List \$41
FS-CORE+2KEYS List \$41

8000 Series Lateral Files

Step up to the plate with the heavy hitting Performance 8000 series lateral files. Features include heavy gauge steel construction, premium hardware and a safety feature which prevents more than one drawer opening at a time. Lock and leveling glides are standard.

- Mechanical innerlock inhibits more than one drawer from opening at a time
- Reinforced, heavy-gauge construction
- Full-width integral pulls
- ANSI / BIFMA approved

Available Finish




2 Drawer with Lock – 35 1/2"W
35 1/2"W x 20"D x 27 1/2"H Model No. 8362 List \$1022

3 Drawer with Lock – 35 1/2"W
35 1/2"W x 20"D x 39 5/8"H Model No. 8363 List \$1474


4 Drawer with Lock – 35 1/2"W
35 1/2"W x 20"D x 51 1/2"H Model No. 8364 List \$1801

Optional Front-Back File Bars
Model No. 8000FB
(Set of 2 per drawer. 2,3 and 4 High Files) List \$30





Available Chair Frame Finishes



Redmond Wood Guest Seating

Performance Wood Chairs are constructed of solid wood for maximum strength and durability. The wood is dried to specific tolerances before milling, to ensure perfect fit of all joints, structural soundness, and even finishing. Joints are glued and reinforced for strength and stability.

Redmond Wood Guest Chair

Model No. 1700 - Stocked in Black Bonded Leather on Modern Walnut, Cherry, Newport Gray or Espresso Frame. List \$404

Bonded Leather

Black

Cube Laminated Coffee Tables

Available Finishes



Cube Laminated Coffee Table with Silver Base
Model No. PL9997/9998
30"W x 30"D x 18.5"H
List \$579



Cube Laminated Coffee Table with Laminate Base
Model No. PL9997/9999
30"W x 30"D x 15"H
List \$369



Cube Laminated Coffee Table with Casters
Model No. PL9997/PLPEDCASTER
30"W x 30"D x 15.25"H
List \$365



Tribeca Reception Seating

Sleek European styling makes Tribeca Reception Seating the perfect choice for office or home. Featuring contemporary design, durable construction and outstanding comfort, Tribeca offers exceptional quality and value. Stocked in Black Premium Bonded Leather.

Bonded Leather

Black

Sofa	7783	70"W x 29"D x 32"H	List: \$2072
Loveseat	7782	50"W x 29"D x 32"H	List: \$1578
Club Chair	7781	30"W x 29"D x 32"H	List: \$1127
Shown with PL219 and PL220 tables see below			

Laminate Occasional Tables

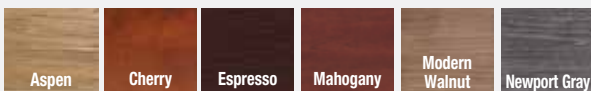


Laminate Top With Solid Wood Base End Table

Model No. PL220
24"W x 24"D x 20"H
Available in Aspen, Cherry, Espresso, Mahogany, Newport Gray & Modern Walnut. List \$306



Available Finishes



Laminate Top With Solid Wood Base Coffee Table

Model No. PL219
48"W x 24"D x 16"H
Available in Aspen, Cherry, Espresso, Mahogany, Newport Gray & Modern Walnut. List \$431





Hagen Reception Seating

The perfect complement to the contemporary work space or home. Hagen features a wide open architecture, mid-century modern design and outstanding comfort. Heavy duty spring construction and deep cushioning. Sofa & Loveseat stocked in Slate Designer Fabric. Club Chair stocked in Slate Designer Fabric.

Shown with PL9997/9999 tables, see page 62



Hagen Reception Seating with Chrome Feet

Sofa	9173/907	73"W x 31"D x 32.5"H	List \$1924
Loveseat	9172/907	52"W x 31"D x 32.5"H	List \$1400
Club Chair	9171/907	31"W x 31"D x 32.5"H	List \$1060

Hagen Reception Seating with Wood Feet

Sofa	9173/917	73"W x 31"D x 32.5"H	List \$1894
Loveseat	9172/917	52"W x 31"D x 32.5"H	List \$1370
Club Chair	9171/917	31"W x 31"D x 32.5"H	List \$1030

Designer Fabric

Slate

Leg Options — Wood or Chrome





Manhattan Reception Seating

Contemporary styling and exceptional value makes the Manhattan Series an outstanding choice. Features heavy duty pocket spring construction for superior comfort. Available in Black Leathertek.

Sofa	9883	76"W x 34"D x 32"H	List \$2139
Loveseat	9882	56"W x 34"D x 32"H	List \$1615
Club Chair	9881	35"W x 34"D x 32"H	List \$1097

Available In **Black**



Shown with PL219 and PL220 tables, see page 63

Metal Base Occasional Tables

Round Laminate Top Coffee Table with Silver VA Metal Leg Base

Available in Aspen, White, Cherry, Espresso, Mahogany, Modern Walnut & Newport Gray.

Model No. PLT30R/PLTVLEG417
30"D x 20"H List \$454



Available Finishes



Square Laminate Top Coffee Tables with Square Brushed Metal Bases

Available in Aspen, White, Cherry, Espresso, Mahogany, Modern Walnut & Newport Gray.

Model No. PLT24S/PLT-SQPOST19BRU
24"W X 24"D x 21"H List \$642





Fuse Reception Seating


Contemporary styling and a modular design makes Fuse Seating the perfect fit for any office environment. Customize your layout by choosing from the components which best suit your needs. Stocked in designer fabric.

- A. Single Seat, No Arms** Model No. 9780 - 24"W x 30"D List \$655
- B. Single Arm** Model No. 97ARM - 6"W. Works left or right List \$244
- C. 45° Corner Seat** Model No. 9785 - 31"W X 28"D List \$651
- D. Ottoman** Model No. 9786 - 24"W X 30"D List \$536



Metal Base Occasional Tables

Available Finishes



Laminate Top Laptop Table
 Model No. PLTLT661/PL66T
 22.5"D x 16"W x 25.5"H
 Laminate Top with Silver Metal Base. List \$311
 Stocked in Aspen, Cherry, Mahogany, Modern Walnut, White, Espresso & Newport Gray.



Round Laminate Coffee Table with Brushed Metal Base
 Model No. PLT30R/PLTRBPOST19BRU 30"D x 20"H List \$672
 Stocked in Aspen, Cherry, Mahogany, Modern Walnut, White, Espresso & Newport Gray.



Compose Reception Seating

Contemporary styling and a modular design makes Compose Seating the perfect fit for any office environment. Customize your layout by choosing from the components which best suit your needs. Available in designer black bonded leather.

A. Club Chair	9991	30"W x 30"D x 31"H	List: \$1075
B. Left Arm Single Seat	9994L	30"W x 30"D x 31"H	List: \$1033
C. Right Arm Single Seat	9994R	30"W x 30"D x 31"H	List: \$1033
D. Single Seat, no arms	9990	30"W x 30"D x 31"H	List: \$998
E. Corner	9995	30"W x 30"D x 31"H	List: \$1092

Bonded Leather

Black



Rod Base Coffee Tables

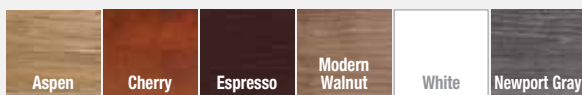


Round Laminate Coffee Table with Black Steel Rod Base
 Model No. PLT30R/PLTWMBASE3030BLK
 30"D x 16"H. Laminate Top with Black Metal Base. Stocked in Aspen, Cherry, Modern Walnut, White, Espresso, Mahogany and Newport Gray. List \$356



Rectangular Laminate Coffee Table with Black Steel Rod Base
 Model No. PLT2448/PLTWMBASE2448BLK
 24"D x 48"W x 16"H. Laminate Top with Black Metal Base. Stocked in Aspen, Cherry, Modern Walnut, White, Espresso and Newport Gray. List \$464

Available Finishes



CoolMesh Multi-Function



8114SNS/7700/8000HR
List \$1011
PAGE 75



8014SNS/7700
List \$794
PAGE 76



8054SNS/7700
List \$691
PAGE 76



9004SNS/7700
List \$753
PAGE 77



7754SNS/7700
List \$667
PAGE 77



7701SNS/7700
List \$660
PAGE 78



7621ANS/7700
List \$497
PAGE 78

Executive Task



BIG & TALL

7326
List \$1183
PAGE 72



7307
List \$1068
PAGE 74



20621AL
List \$965
PAGE 73



20621
List \$836
PAGE 73



7220
List \$853
PAGE 72



6004AS
List \$877
PAGE 72



4458AS
List \$725
PAGE 79

Task



21621
List \$626
PAGE 72



44021/21
List \$570
PAGE 74



8501/311AK
List \$459
PAGE 79



7854NS/7700
List \$573
PAGE 78



822
List \$405
PAGE 71



3421
List \$397
PAGE 71

Task



8921
List \$493
PAGE 71



8821
List \$354
PAGE 71

Executive



10911KT
List \$730
PAGE 70



10921KT
List \$691
PAGE 70



20371S
List \$687
PAGE 70



10311
List \$594
PAGE 70

Drafting Stools



20625
List \$1010
PAGE 73

8051TNS/7700/311AK
List \$741
PAGE 79

7851TNS/7700
List \$541
PAGE 79

8501/100SK
List \$430
PAGE 79

Café / Bar Height



6021
List \$385
PAGE 88

ST197
List \$332
PAGE 87

3085TQ
List \$204
PAGE 86

Guest



10924 List \$579
PAGE 70

6121 List \$576
PAGE 83

6921 List \$536
PAGE 83

2748 List \$323
PAGE 82

2708 List \$281
PAGE 82

10823 List \$718
PAGE 82

1700 List \$404
PAGE 62

Guest



2918T List \$344
PAGE 81

2709 List \$289
PAGE 82

Nesting Guest



7794NS/94 List \$482
PAGE 80

5484 List \$417
PAGE 81

5464 List \$390
PAGE 81

3294TNS/94 List \$387
PAGE 80

3274TNS/94 List \$376
PAGE 80

Stacking Guest



7944GNS/79 List \$488
PAGE 81

8931 List \$384
PAGE 85

3128G List \$302
PAGE 84

3129 List \$288
PAGE 84

6020 List \$298
PAGE 88

3204TG List \$284
PAGE 84



3220TG List \$266
PAGE 84

198C List \$252
PAGE 87

3270 List \$223
PAGE 85

3084T List \$177
PAGE 86

3080TQ List \$159
PAGE 86

Many other sizes, configurations and finishes are available. Contact your sales representative for details.

Nova III Series

Where European style meets function. Uncompromising, durable design with sleek styling and knee-tilt mechanism make the Nova III Series a welcome addition to any executive office or boardroom.



Nova III High Back

Model No. 10911KT
Stocked in Black Premium Bonded Leather and Light Grey Leathertek.
List \$730

A B D E H



Optional Soft Wheel Casters PU-CASTERS
List \$27



Nova III Medium Back

Model No. 10921KT
Stocked in Black Premium Bonded Leather and Light Grey Leathertek. List \$691

A B D E H



Optional Soft Wheel Casters PU-CASTERS
List \$27



Nova III Guest Chair

Model No. 10924
Stocked in Black Premium Bonded Leather and Light Grey Leathertek.
List \$579



Optional Arm Sleeves

Model No. 10800AC List \$26 / pair



Optional Carpet Glide

Model No. 10801GLIDE List \$34 / set of 5

Sierra Series



Sierra High Back

Model No. 10311
Stocked in Black Bonded Leather.
List \$594

A B C D E



Optional Soft Wheel Casters PU-CASTERS
List \$27

St James Series



St James High Back

Model No. 20371S
Stocked in Black Bonded Leather
List \$687

A B C D E



Optional Soft Wheel Casters PU-CASTERS
List \$27

Baker Task Series

Baker Basic Task
Model No. 3421
Stocked in Black Mesh with
Black Fabric Seat. Fixed T-Arm.
List: \$397

A B C D E



Julia Series

Julia Mid Back
Model No. 822
Mesh back tilter with fabric seat.
Stocked in Black. 5 year limited warranty.
List \$405

A B C D E



Magnifico Series

Magnifico Mesh with Adjustable Arms
Model No. 8921
Available in Black Mesh with Black Fabric
seat. Extra large waterfall 3" foam seat.
Superior contoured mesh back with
adjustable lumbar cushion. 2:1 synchro
tilt mechanism.
List \$493

A B D E I R



Optional Soft Wheel
Casters PU-CASTERS
List \$27

Sonata Series

Sonata Mesh Chair
Model No. 8821
Available in Black Mesh with Black Fabric
seat. Swivel tilt mechanism, fixed back and
arms, pneumatic height adjustment.
List \$354

A B C D E



Optional Soft Wheel
Casters PU-CASTERS
List \$27

Nova Mesh Series



Nova Mesh Medium Back
Model No. 21621
Stocked in Black Mesh and Silver Mesh on Black Frame.
List \$626

A B C

Pivot Series



Pivot Medium Back
Model No. 7220
Stocked in Black Mesh with Charcoal Gray Fabric Seat.
List \$853

A B C D E
I O Q S

Trillian Series



Trillian Big & Tall High Back with Headrest
Model No. 7326
Stocked in Black Mesh with Black Fabric Seat and Chrome Base.
350 lb weight capacity.
List \$1183

A B C D E
I O Q S

350lb Weight Capacity

Presto Series



Presto Multi-Function Executive Mid Back with Ratchet Back Adjustment and Arms
Model No. 6004AS
Available in Black Teflon Mesh Back with Black CoolMesh#9106 Fabric Seat on Chrome Base.
List \$877

A B C D E F
K L M P Q S

350lb Weight Capacity



Optional Soft Wheel Casters PU-CASTERS
List \$27

Marics Series

A lightweight, smart and attractive seating solution that can be used for task chair, meeting room or drafting stool applications. The clean lines and intelligent reclining mechanism make Marics a pleasure to see and use.



Marics Executive Mid Back
Model No. 20621
Stocked in Gray Fabric with Black
Frame and Brown or Blue Fabric
with White Frame. List \$836

A B C



Marics Executive Mesh Mid Back
Model No. 20621AL
Stocked in Silver Mesh with Black Frame
and Aluminium Base. List \$965

A B C



Marics Drafting Stool
Model No. 20625
Stocked in Gray Fabric
with Black Frame.
List \$1010

A B

Metropolitan Series

Metropolitan Mesh High Back
 Model No. 44021/21
 Stocked in Black Mesh Back with Black or Gray Fabric Seat.
 List \$570

A B D E I R



Pilot Series

Pilot High Back with Headrest
 Model No. 7307
 Stocked in Black Mesh Seat and Back with Chrome Base.
 List \$1068

A B C D E
 I L Q S



Chair Functions Guide

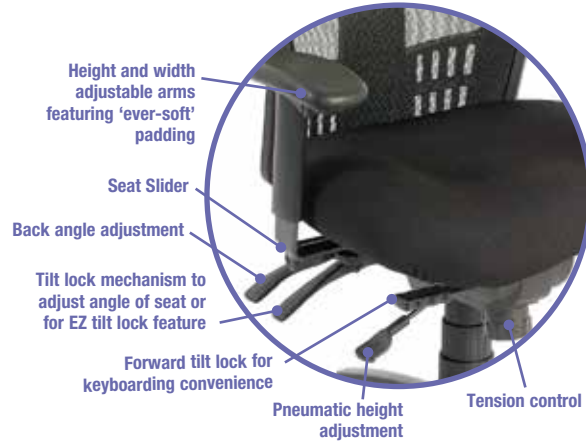
While browsing through seating section, you will see many chairs have a series of letters under the description that correspond to this seating guide. Use this guide to help you find the perfect fit for your office seating needs.

<p>Pneumatic Seat Height</p> <p>A</p>	<p>360-Degree Swivel</p> <p>B</p>	<p>Swivel/Tilt Control</p> <p>C</p>	<p>Tilt Lock</p> <p>D</p>	<p>Tilt-Tension</p> <p>E</p>	<p>Back Lock</p> <p>F</p>
<p>Knee-Tilt Control</p> <p>H</p>	<p>Synchronous Control</p> <p>I</p>	<p>Articulating Seat & Back</p> <p>J</p>	<p>Adjustable Seat & Back</p> <p>K</p>	<p>Back Height Adjustment</p> <p>L</p>	<p>High Performance Control</p> <p>M</p>
<p>Back Depth Adjustment</p> <p>N</p>	<p>Lumbar Adjustment</p> <p>O</p>	<p>Forward Seat Tilt</p> <p>P</p>	<p>Sliding Seat</p> <p>Q</p>	<p>Height-Adjustable Arms</p> <p>R</p>	<p>Height/Width Adj. Arms</p> <p>S</p>

CoolMesh Pro Series

If your work has you adjusting to different tasks throughout the day then CoolMesh is the seating series for you. Whether you choose task or executive seating, CoolMesh's easy flow architecture, its multi function adjustment capability and outstanding support come together to address all your comfort needs.

Other features include mesh back to encourage full body contact and pneumatic height adjustment. Greenguard Certified. Limited Lifetime Warranty.



CoolMesh Pro Multi-Function High Back with Adjustable Lumbar Support, Ratchet Back Height Adjustment and Optional Headrest

Model No. 8114SNS/7700
Stocked in White Mesh with White Frame and Fabric Seat in Your Choice of Color.
List \$925

Must specify seat color number.

Optional Headrest
Model No. 8000HR List \$86

- A
- B
- C
- D
- E
- F
- K
- L
- M
- O
- P
- Q
- S

CoolMesh Pro Multi-Function High Back with Adjustable Lumbar Support and Ratchet Back Height Adjustment

Model No. 8114SNS/7700
Stocked in White Mesh with White Frame and Fabric Seat in Your Choice of Color.
List \$925

Must specify seat color number.

- A
- B
- C
- D
- E
- F
- K
- L
- M
- O
- P
- Q
- S



Optional Soft Wheel Casters PU-CASTERS
List \$27



Optional Soft Wheel Casters PU-CASTERS
List \$27



Seat Options

Seat options for model 8114SNS. All vinyl and leather seats come with molded foam for added comfort and longer lifespan.



Sky Blue 7700F/9177



Gray 7700F/9101



Orange 7700F/9170



Lime Green 7700F/9179



Black 7700F/9106



Red 7700F/9176



Rust Orange 7700F/8170



Smoke Grey 7700F/8101



Olive Green 7700F/8179



Jet Black 7700F/8106



Antimicrobial Vinyl 7700V
Add \$27



CoolMesh Series

If your work has you adjusting to different tasks throughout the day then CoolMesh is the seating series for you. Whether you choose task or executive seating, CoolMesh's easy flow architecture, its multi function adjustment capability and outstanding support come together to address all your comfort needs.

Other features include mesh back to encourage full body contact and pneumatic height adjustment. Greenguard Certified. Limited Lifetime Warranty.



CoolMesh Pro Multi-Function High Back with Adjustable Lumbar Support and Ratchet Back Height Adjustment

Model No. 8014SNS/7700 with black nylon base. Stocked in Black Mesh with Fabric Seat in Your Choice of Color. List \$794

Must specify seat color number.

- A
- B
- C
- D
- E
- F
- K
- L
- M
- O
- P
- Q
- S



Optional Headrest
Model No. 7000HR
List \$81



Optional Soft Wheel Casters PU-CASTERS
List \$27

CoolMesh Pro Multi-Function Task with Ratchet Back Height Adjustment

Model No. 8054SNS/7700 with black nylon base. Stocked in Black Mesh with Fabric Seat in Your Choice of Color. List \$691

Must specify seat color number.

- A
- B
- C
- D
- E
- F
- K
- L
- M
- P
- Q
- S



Optional Soft Wheel Casters PU-CASTERS
List \$27



Optional Titanium Base
Model No. 7700TBASE
List \$130

Seat Options

Seat options for models 9904SNS, 7754SNS, 8014SNS and 8054SNS. All vinyl and leather seats come with molded foam for added comfort and longer lifespan.



Sky Blue 7700F/9178



Gray 7700F/9101



Orange 7700F/9170



Lime Green 7700F/9179



Black 7700F/9106



Red 7700F/9176



Rust Orange 7700F/8170



Smoke Grey 7700F/8101



Olive Green 7700F/8179



Jet Black 7700F/8106



Antimicrobial Vinyl 7700V
Add \$27



CoolMesh Multi-Function High Back with Ratchet Back Height Adjustment

Model No. 9004SNS/7700 with black nylon base. Stocked in Black Mesh with Fabric Seat in Your Choice of Color. List \$753

Must specify seat color number.



Optional Headrest
Model No. 7000HR
List \$81



Optional Soft Wheel Casters PU-CASTERS
List \$27

CoolMesh Multi-Function Task

Model No. 7754SNS/7700 with black nylon base. Stocked in Black Mesh with Fabric Seat in Your Choice of Color. List \$667

Must specify seat color number.



Optional Soft Wheel Casters PU-CASTERS
List \$27



Optional Titanium Base
Model No. 7700TBASE
List \$130



CoolMesh Series

CoolMesh Synchro High Back
 Model No. 7701SNS/7700 with black nylon base. Stocked in Black Mesh with Fabric Seat in Your Choice of Color. List \$660

A B D E I N S



Optional Headrest
 Model No. 7000HR
 List \$81



Optional Soft Wheel Casters PU-CASTERS
 List \$27

CoolMesh Basic Task
 Model No. 7621ANS/7700 with black nylon base. Stocked in Black Mesh with Fabric Seat in Your Choice of Color. List \$497

A B D E I L S



Optional Soft Wheel Casters PU-CASTERS
 List \$27

Pace Series

Pace Mid Back Synchro-Tilt with Adjustable Arms
 Model No. 7854NS/7700 Stocked in Black Mesh with Black Frame and Black Nylon Base. List \$573

Must specify seat color number.

A B D E I S



Optional Soft Wheel Casters PU-CASTERS
 List \$27

Seat Options

Seat options for models 7621ANS, 7701SNS and 7854NS. All fabric and vinyl seats come with molded foam for added comfort and longer lifespan.



Sky Blue 7700F/9178



Gray 7700F/9101



Orange 7700F/9170



Lime Green 7700F/9179



Black 7700F/9106



Red 7700F/9176



Rust Orange 7700F/8170



Smoke Grey 7700F/8101



Olive Green 7700F/8179



Jet Black 7700F/8106



Antimicrobial Vinyl 7700V
 Add \$27

ValueMesh Series



ValueMesh Basic Task
Model No. 8501
Stocked in Black Mesh back with
Black Fabric seat.
List \$344

A B L

Optional
311AK Height/
width Adjustable
T-Arms List: \$115

S

Optional Soft Wheel
Casters PU-CASTERS
List \$27



Stool Kit
Model No. 100SK
List \$86

Ergo-Form Series



Ergo-Form Multi-Function Mid Back
Model No. 4458AS
Stocked in Black CoolMesh #9106 Fabric.
List \$725

A B C D E F
K L M P Q S



Optional Soft Wheel
Casters PU-CASTERS
List \$27

Spice! Series



Spice! Drafting Chair
Model No. 7851TNS/7700
Features metal foot ring and base.
Stocked in Black.
List \$541

A B

Optional
Height/Width Adjustable T-Arm
Model No. 311AK List: \$115

S



Optional Soft Wheel
Casters PU-CASTERS
List \$27

CoolMesh Pro Series



CoolMesh Pro Deluxe Drafting Chair
Model No. 8051TNS/7700
Features metal foot ring and base.
Stocked in Black Mesh with
Fabric Seat in Your Choice of Color.
List \$626

A B L

Optional
Height/Width Adjustable T-Arm
Model No. 311AK List: \$115

S

Seat Options

See page 78



Vinyl Seat
add \$27



Optional Soft Wheel
Casters PU-CASTERS
List \$27



Designer Nesting Chairs

Our Nesting chairs are a great space-saving solution for boardrooms and classrooms. In addition to their contemporary look, they are built with quality materials, and are made to last. Greenguard Certified. Limited Lifetime Warranty.



Optional Soft Wheel Casters PU-CASTERS List \$27



CoolMesh Nesting Chair

Model No. 7794NS/94

Stocked in Black Mesh with Gray, Orange, Green, Red, Blue or Black Fabric Seat on Black Frame or Black Antimicrobial Vinyl Seat. List \$482

Must specify seat color number as shown below.

Seat Options



Antimicrobial Vinyl - Add \$27

Gray #9101

Lime Green #9179

Orange #9170

Sky Blue #9177

Red #9176

Black #9106

Agenda Nesting Chair

Model No. 3294TNS/94

Stocked in Black Back on Titanium Frame with Gray, Orange, Green, Red, Blue or Black Fabric Seat or Black Antimicrobial Vinyl Seat. List \$387

Must specify seat color number as shown above.



Optional Soft Wheel Casters PU-CASTERS List \$27



Agenda Armless Nesting Chair

Model No. 3274TNS/94

Stocked in Black Back on Titanium Frame with Gray, Orange, Green, Red, Blue or Black Fabric Seat or Black Antimicrobial Vinyl Seat. List \$376

Must specify seat color number as shown above.



Optional Soft Wheel Casters 27/2800HARDWOOD List \$27

Alan Series

Contemporary nesting seating with a modern flair is perfect for guest, boardrooms and educational environments. Features articulating back for added comfort. Coordinates with all Performance seating. Greenguard Certified. Limited Lifetime Warranty.



Alan Nesting Guest Chair with Arms

Model No. 5484
Stocked in Charcoal Gray Mesh Back with Black Fabric Seat and Black Frame. List \$417



Alan Nesting Guest Chair

Model No. 5464
Stocked in Charcoal Gray Mesh Back with Black Fabric Seat and Black Frame. List \$390

Sleek Series

Sleek Mesh Guest Chair

Model No. 2918T
Available in Black Mesh back with Black CoolMesh #9106 Fabric seat and Titanium Frame. List \$344



Reverb Series

Reverb Stackable Guest Chair

Model No. 7944GNS/79
Stocked in Black Mesh and Black Frame with Orange, or Black Fabric Seat.
List \$488

Must specify seat color number as shown below.



Optional Soft Wheel Casters
27/2800HARDWOOD
List \$27



Stacks 4 high

Seat Options



Black 79/9106



Orange 79/9170

Tone Series

Tone Guest Chair with Arms

Model No. 10823
Available in Black Antimicrobial PVC Seat and Back. Features Grey Powder Coated Steel Legs with Black PVC Arm Caps.
List \$718



300 lb
Weight
Capacity



Guest Seating

Contemporary guest seating with a modern flair is perfect for guest, lobby and educational environments. Coordinates with all Performance seating.



Ashton Antimicrobial Vinyl Guest Chair Sled Base
Model No. 2748
Stocked in Black Antimicrobial Vinyl with Black Frame.
List \$323



Ashton Guest Chair Sled Base
Model No. 2708
Stocked in Black Fabric with Black Frame.
List \$281



Ashton Antimicrobial Vinyl Guest Chair Sled Base
Model No. 2709
Stocked in Black Antimicrobial Vinyl with Black Frame.
List \$289

Contemporary Seating

The perfect complement to the contemporary work space or home. Features a wide open architecture, mid-century modern design and outstanding comfort. Features swivel seat and height adjustable base.



Noel Mid Back Guest Chair
Model No. 6921
Stocked in Gray and Caramel with Black Base and Casters.
List \$536



Tucker Guest Chair
Model No. 6121
Stocked in Gray with Fixed Black Base.
List \$576



Baker Series



Baker Stackable Guest Chair with Arms
Model No. 3128G
Stocked in Black Mesh Back with Charcoal Black Fabric Seat or Black Antimicrobial Vinyl Seat. List \$302

NEW!
Antimicrobial Black Vinyl Seat



Optional Soft Wheel Casters
27/2800HARDWOOD
List \$27



Baker Stackable Guest Chair
Model No. 3129G
Stocked in Black Mesh Back with Charcoal Black Fabric Seat or Black Antimicrobial Vinyl Seat. List \$288

Optional Casters
Model No. 27/28
List \$24



Baker Stackable Guest Chair with Arms & Casters
Model No. 3128G/27/28
Stocked in Black Mesh Back with Charcoal Black Fabric Seat or Black Antimicrobial Vinyl Seat. List \$326



Baker Stackable Guest Chair with Casters
Model No. 3129G/27/28
Stocked in Black Mesh Back with Charcoal Black Fabric Seat or Black Antimicrobial Vinyl Seat. List \$312

Arc Heavy Duty Stacking Chairs

Whether you are outfitting an auditorium, dining room or classroom, Arc is the ideal solution for your stacking chair needs. All Arc stacking chairs are made with heavy duty materials and built to be both comfortable and durable. Greenguard Certified. Limited Lifetime Warranty. New upgraded CoolMesh fabric.



Arc Stackable Guest Chair with Arms
Model No. 3204TG
Stocked in Black with Titanium Frame. List \$284



Arc Stackable Guest Chair with Casters
Model No. 3220TG/27/28
Stocked in Black with Titanium Frame. List \$290



Optional Soft Wheel Casters
27/2800HARDWOOD
List \$27



Arc Stackable Guest Chair
Model No. 3220TG
Stocked in Black with Titanium Frame. List \$266

Arc Stackable Guest Chair with Arms & Casters
Model No. 3204TG/27/28
Stocked in Black with Titanium Frame. List \$308





Silverado Series

Silverado Stacking Guest Chair

Model No. 8931
Features contoured padded seat and back with black arm caps. Available in Black Patterned Fabric with Silver Frame.
List \$384



Stacks
3 high

Alpha Series

Alpha Stacking Chair Sled Base

Model No. 3270
Stocked in Black Fabric with Chrome Frame. List \$223

Alpha Chair Cart (not shown)
Model No. 3070DOLLY
Holds 20-25 chairs. List \$130



Stacking and Bar Height Chairs

Multi-purpose stackable seating that is both versatile and economical, Budget Stacking Chairs are an ideal solution for offices, meeting rooms or dining areas. Choose from the series that best suits your needs. All Performance stacking chairs are of heavy duty construction and built to be both functional and comfortable.



**Agenda Plus
Bar Height Chair**
Model No. 3085TQ
Stocked in Black, Blue,
White, Gray and Green with
Chrome Frame.
(non-stacking) List \$204



**Agenda Plus
4-Wheel Dolly**
Model No. 3080D
Holds 20-25 3080TQ
chairs. List \$130

**Agenda Plus
Stacking Chair**
Model No. 3080TQ
Stocked in Black, Blue,
White, Gray and Green with
Chrome Frame. List \$159



**Agenda Plus 4 Leg
Stacking Chair**

Model No. 3084T
Stocked in Black and Gray
with Chrome Frame.
List \$177
Not stocked in all locations.



**Optional
Casters**
Model No.
3050CASTER
List \$19



Bleeker Street Wood Shell Chairs

Discover lasting performance in a clearly simple package. Bleeker Street Seating combines cool, minimalist design with high performance materials to bring style and functionality to every space. Offered in a regular-height chair as well as bistro-height with low profile back.



Bleeker Street Wood Shell Bar Height Chair

Model No. ST197
Stocked in White, Newport Gray and Modern Walnut on Chrome frame. List \$332



Bleeker Street Wood Shell Chair

Model No. 198C
Stocked in White, Newport Gray and Modern Walnut on Chrome frame. List \$252





Pixel Series

Innovative mesh seat and back make the Pixel Series versatile, functional and comfortable. Add a distinctive modern flare to your collaborative space.

Pixel Bar Height Chair

Model No. 6021
Stocked in Black Mesh
Seat and Back with Black
Frame. List \$385



Pixel Stackable Chair

Model No. 6020
Stocked in Black Mesh
Seat and Back with Black
Frame. List \$298

Chair Dolly

Model No. 6020D
(not shown) For model
6020 chair. List \$75



SIGNATURE STYLE

Simple, contemporary, affordable – The Signature Wood Series by Performance adds warmth and style to any office or conference setting. Features include solid wood legs with steel mounting brackets and your choice of finish.



Natural with Black Mount



Natural with Silver Mount



Modern Walnut with Black Mount



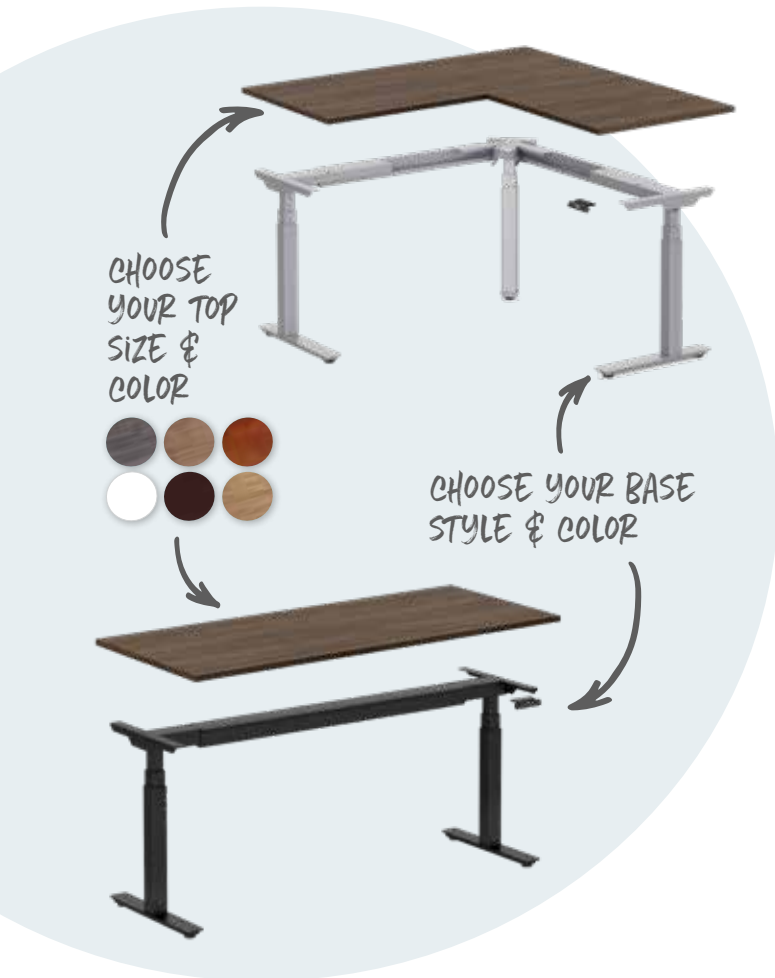
Modern Walnut with Silver Mount



Newport Gray with Black Mount



Newport Gray with Silver Mount



ELEVATE YOUR WORKSPACE

Sitting for prolonged periods of time can cause muscle strain, neck, back stiffness, and lack of circulation. Performance Electrical Height Adjustable Tables can help promote a healthier and more efficient workplace.